

Bar Graph


Name: _____


Date: _____

Count the pictures to color the graph and answer the questions.



Color the graph using the pictures above.





1) Did fewer students like  or  ?



2) What was the most favorite among these?



3) More students like  than . Is it true or false?

4)  and  are the least favorite. Is it true or false?

Bar Graph

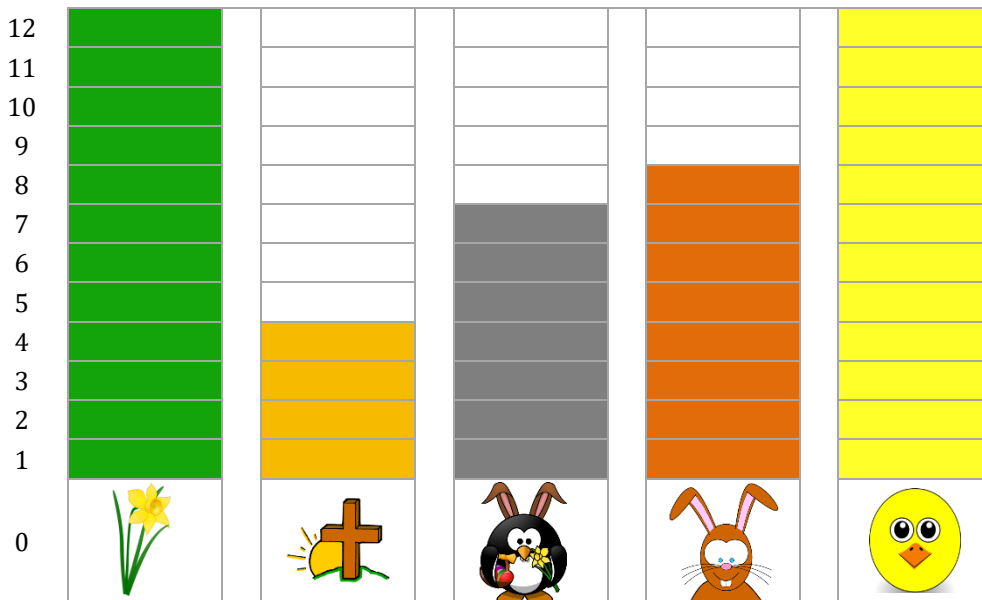
Name: _____

Date: _____

Count the pictures to color the graph and answer the questions.



Color the graph using the pictures above.



- 1) Did fewer students like  or  ?





- 2) What was the most favorite among these?



- 3) More students like  than . Is it true or false?

True

- 4)  and  are the least favorite. Is it true or false?

True