

# Bar Graph


Name: \_\_\_\_\_

Date: \_\_\_\_\_

Count the pictures to color the graph and answer the questions.



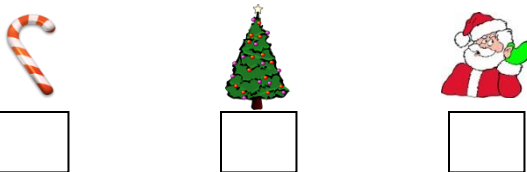
Color the graph using the pictures above.



1) Which has more votes?



2) Give the numbering to the images in order from least favorite to most favorite?



3) and has same number of votes? Is it true or false?

4) has more votes than . Is it true or false?

# Bar Graph

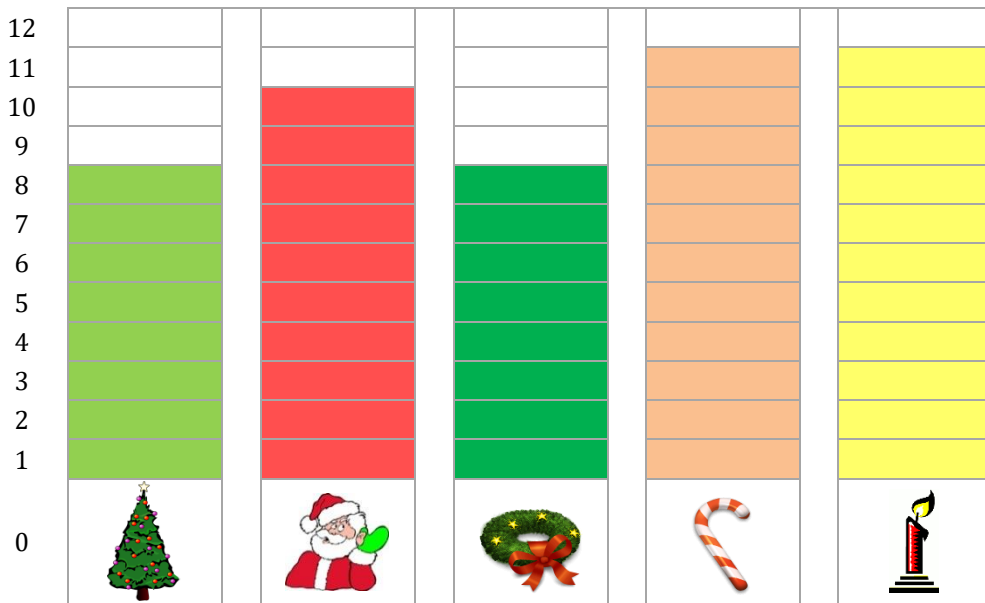
Name: \_\_\_\_\_

Date: \_\_\_\_\_

Count the pictures to color the graph and answer the questions.



Color the graph using the pictures above.



1) Which has more votes?



2) Give the numbering to the images in order from least favorite to most favorite?



3

1

2

3) and has same number of votes? Is it true or false?

True

4) has more votes than . Is it true or false?

False