

Bar Graph


Name: _____

Date: _____


Count the pictures to color the graph and answer the questions.



Color the graph using the pictures above.



1) Which one got votes between 5 and 7?



2) Which one received exactly 7 votes?



3) and has same number of votes? Is it true or false?

4) got more votes than . Is it true or false?

Bar Graph

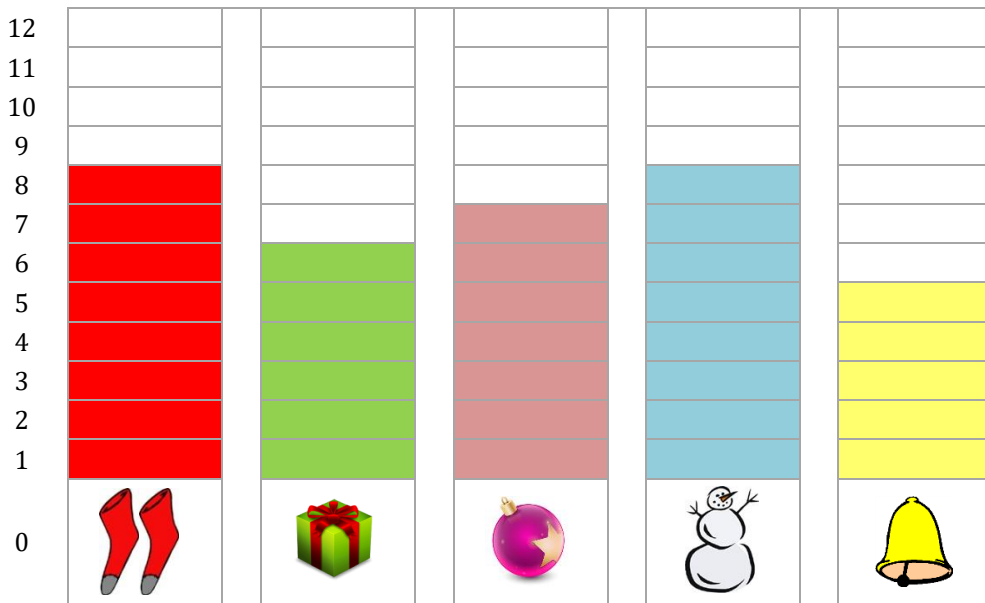
Name: _____

Date: _____

Count the pictures to color the graph and answer the questions.



Color the graph using the pictures above.



1) Which one got votes between 5 and 7?



2) Which one received exactly 7 votes?



3) and has same number of votes? Is it true or false?

 True

4) got more votes than . Is it true or false?

 False