



Bar Graph

Name: _____

Date: _____

Mr. Henry recorded the number of flowers bought by him. Draw a bar graph to represent the data and answer the questions.



- 1) How many Roses and Sunflowers were brought in total?
 - 10
 - 13
 - 15
 - 12

- 2) How many fewer Roses brought than Hibiscus?
 - 3
 - 5
 - 2
 - 4

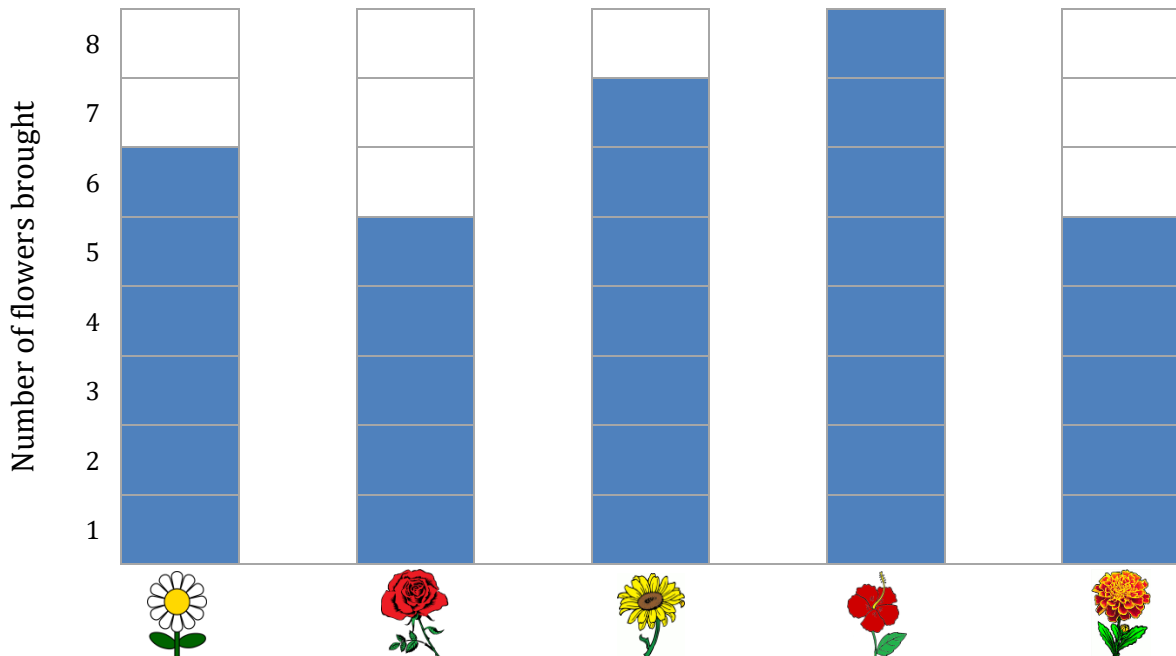

- 3) Which of the two types of flowers that counts to 5 exactly?
 - Daisy and Rose
 - Hibiscus and Sunflower
 - Sunflower and hibiscus
 - Rose and Marigold

Bar Graph

Name: _____

Date: _____

Mr. Henry recorded the number of flowers bought by him. Draw a bar graph to represent the data and answer the questions.



1) How many Roses and Sunflowers were brought in total?

- 10
- 13
- 15
- 12

2) How many fewer Roses brought than Hibiscus?

- 3
- 5
- 2
- 4

3) Which of the two types of flowers that counts to 5 exactly?

- Daisy and Rose
- Hibiscus and Sunflower
- Sunflower and hibiscus
- Rose and Marigold