

# Pictograph - Bakery Items

Name: \_\_\_\_\_

Date: \_\_\_\_\_

Cut out each bakery item and paste it on the graph above the same kind. Based on the graph, answer the questions.




1) How many  are there? \_\_\_\_\_

2) How many more  than ? \_\_\_\_\_

3) How many  are there? \_\_\_\_\_

4) Which has the most?   

5) Which item is less? \_\_\_\_\_










# Pictograph - Bakery Items

Name: \_\_\_\_\_

Date: \_\_\_\_\_

**Cut out each bakery item and paste it on the graph above the same kind. Based on the graph, answer the questions.**



- 1) How many  are there? \_\_\_\_\_ 1 \_\_\_\_\_
- 2) How many more  than ? \_\_\_\_\_ 1 \_\_\_\_\_
- 3) How many  are there? \_\_\_\_\_ 4 \_\_\_\_\_
- 4) Which has the most? 



- 5) Which item is less? \_\_\_\_\_ Cake and Cupcake \_\_\_\_\_