






Pictograph - Music


Name: _____

Date: _____

The teacher asked the students about their favorite music instrument. Use the tally chart to complete the graph.

Guitar	
Trumpet	
Flute	
Violin	
Piano	

Favorite music					
10					
9					
8					
7					
6					
5					
4					
3					
2					
1					
	Guitar	Trumpet	Flute	Violin	Piano

 Hint
 = 2 students

Pictograph - Music

Name: _____

Date: _____

The teacher asked the students about their favorite music instrument. Use the tally chart to complete the graph.

Guitar				
Trumpet				
Flute				
Violin				
Piano				

Favorite music					
10					
9					
8		♪			
7		♪	♪		
6		♪	♪	♪	
5	♪	♪	♪	♪	
4	♪	♪	♪	♪	♪
3	♪	♪	♪	♪	♪
2	♪	♪	♪	♪	♪
1	♪	♪	♪	♪	♪
	Guitar	Trumpet	Flute	Violin	Piano

Hint
 = 2 students