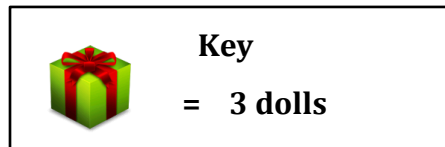
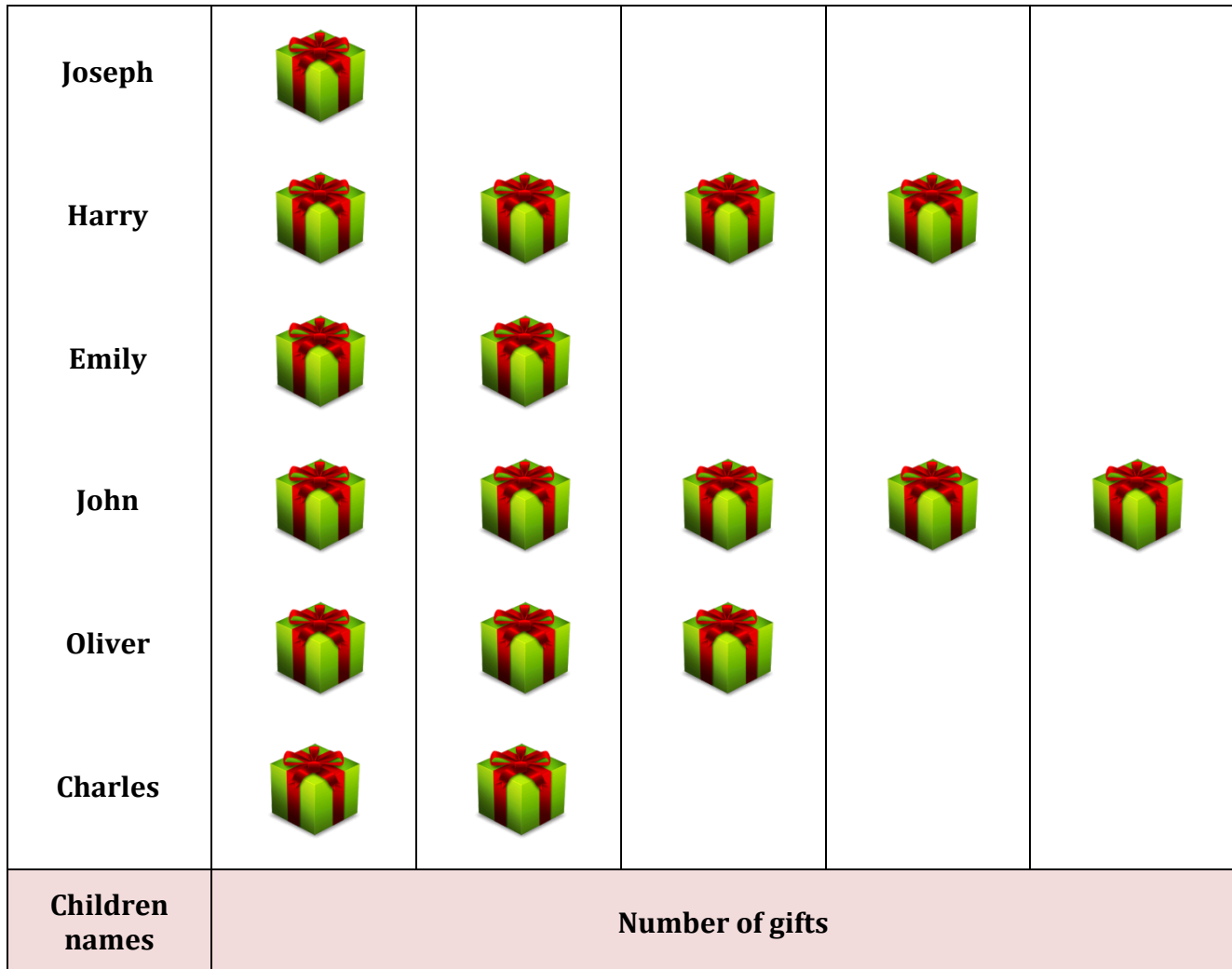


Pictograph - Gifts

Name: _____

Date: _____

The Pictograph shows the number of gifts given to the children by the Santa on Christmas day. Use the graph to answer the questions.



- 1) How many dolls did Harry got in gift boxes?

<input type="radio"/> 16	<input type="radio"/> 12	<input type="radio"/> 19	<input type="radio"/> 13
--------------------------	--------------------------	--------------------------	--------------------------

- 2) Who got least number of gift boxes?

<input type="radio"/> Emily	<input type="radio"/> John	<input type="radio"/> Oliver	<input type="radio"/> Joseph
-----------------------------	----------------------------	------------------------------	------------------------------

- 3) How many children got 6 dolls?

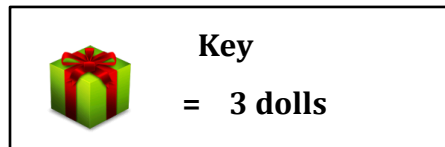
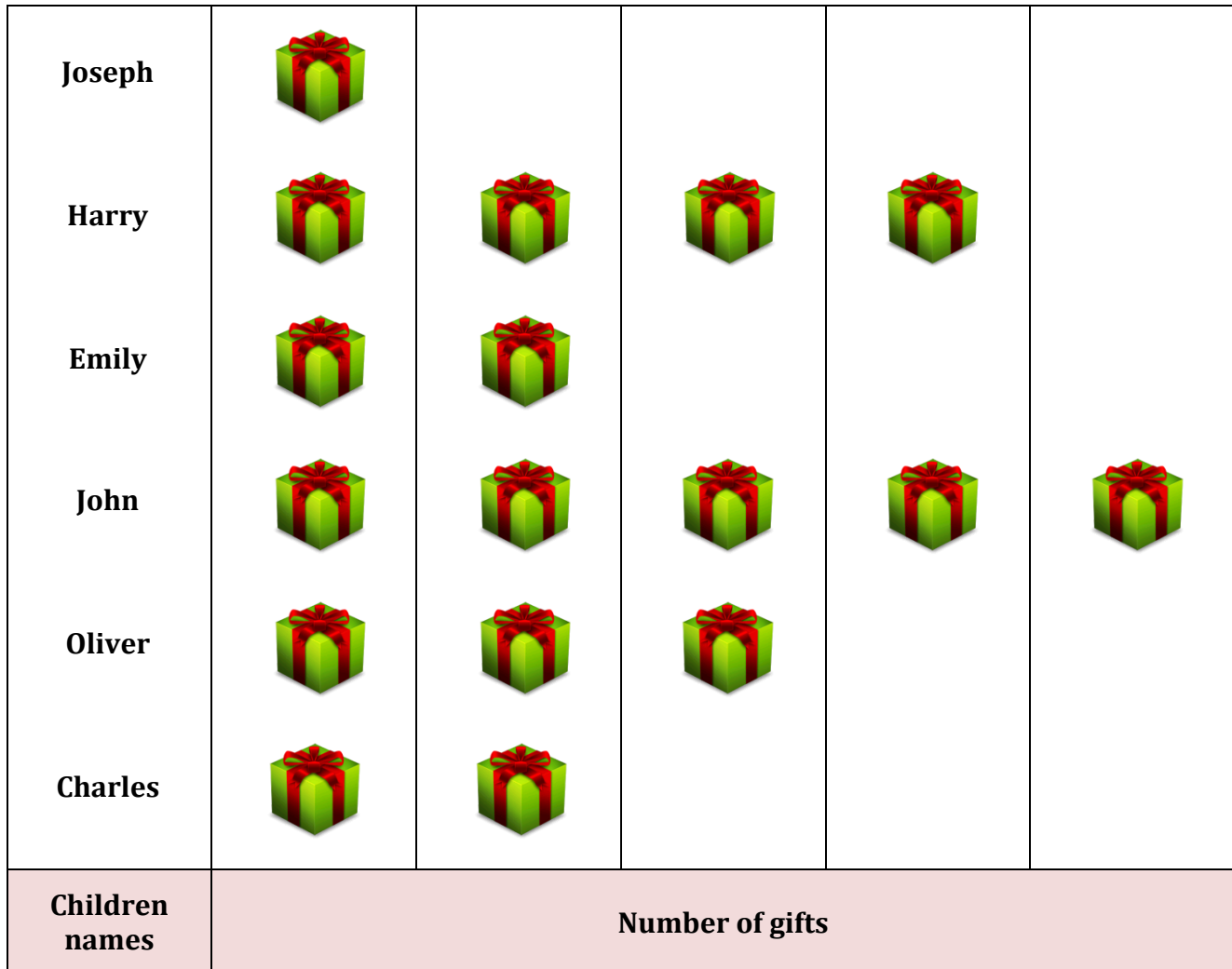
<input type="radio"/> 1	<input type="radio"/> 4	<input type="radio"/> 2	<input type="radio"/> None
-------------------------	-------------------------	-------------------------	----------------------------

Pictograph - Gifts

Name: _____

Date: _____

The Pictograph shows the number of gifts given to the children by the Santa on Christmas day. Use the graph to answer the questions.



- 1) How many dolls did Harry got in gift boxes?

16
 12
 19
 13

- 2) Who got least number of gift boxes?

Emily
 John
 Oliver
 Joseph

- 3) How many children got 6 dolls?

1
 4
 2
 None