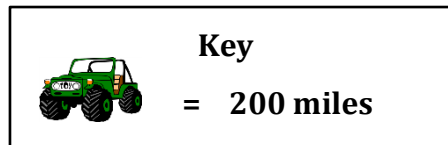



Pictograph - Miles

Name: _____

Date: _____

The Pictograph shows miles travelled by vehicle on week days. Use the graph to answer the questions.



- 1) How many miles did vehicle travelled on Tuesday than Thursday?

500
 600
 200
 100

- 2) How many miles did the vehicle travelled on Friday?

400
 200
 600
 800

- 3) What day did the vehicle travelled more miles?

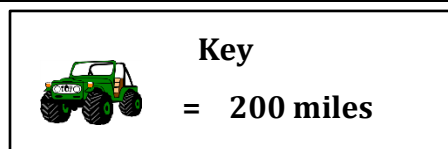

Wednesday
 Monday
 Tuesday
 Friday

Pictograph - Miles

Name: _____

Date: _____

The Pictograph shows miles travelled by vehicle on week days. Use the graph to answer the questions.



- 1) How many miles did vehicle travelled on Tuesday than Thursday?

500
 600
 200
 100

- 2) How many miles did the vehicle travelled on Friday?

400
 200
 600
 800

- 3) What day did the vehicle travelled more miles?

Wednesday
 Monday
 Tuesday
 Friday