


Bar Graph


Name: _____

Date: _____

Count the pictures to color the graph and answer the questions.



Color the graph using the pictures above.





1) Which has the fewest?



2) Did more students like  or  ?



3)  is thrice as liked as . Is it true or false?


4)  counts to 4. Is it true or false?

Bar Graph

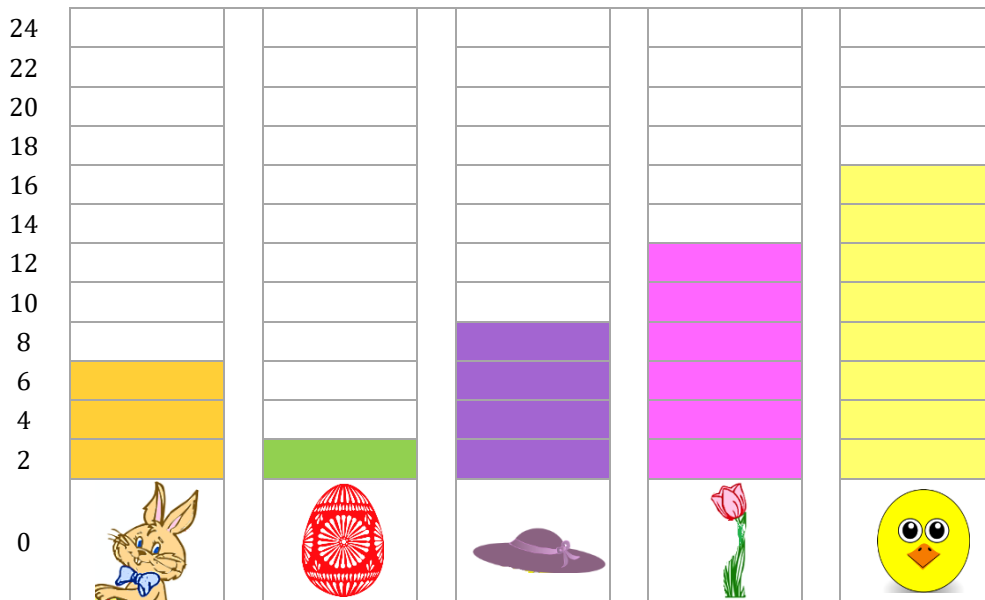
Name: _____

Date: _____

Count the pictures to color the graph and answer the questions.




Color the graph using the pictures above.





1) Which has the fewest?



2) Did more students like  or  ?



3)  is thrice as liked as . Is it true or false?

True

4)  counts to 4. Is it true or false?

False