



# Bar Graph

Name: \_\_\_\_\_

Date: \_\_\_\_\_

Mr. Bunny counts his birds to create a bar graph. Answer the questions using bar graph.



- 1) How many Parrots were there in bar graph?
 

☐ 4
☐ 6

☐ 3
☐ 7
  
- 2) How many birds are represented in the bar graph?
 

☐ 31
☐ 21

☐ 37
☐ 29
  
- 3) Which bird counts to 5?
 

☐ Eagle
☐ Quail

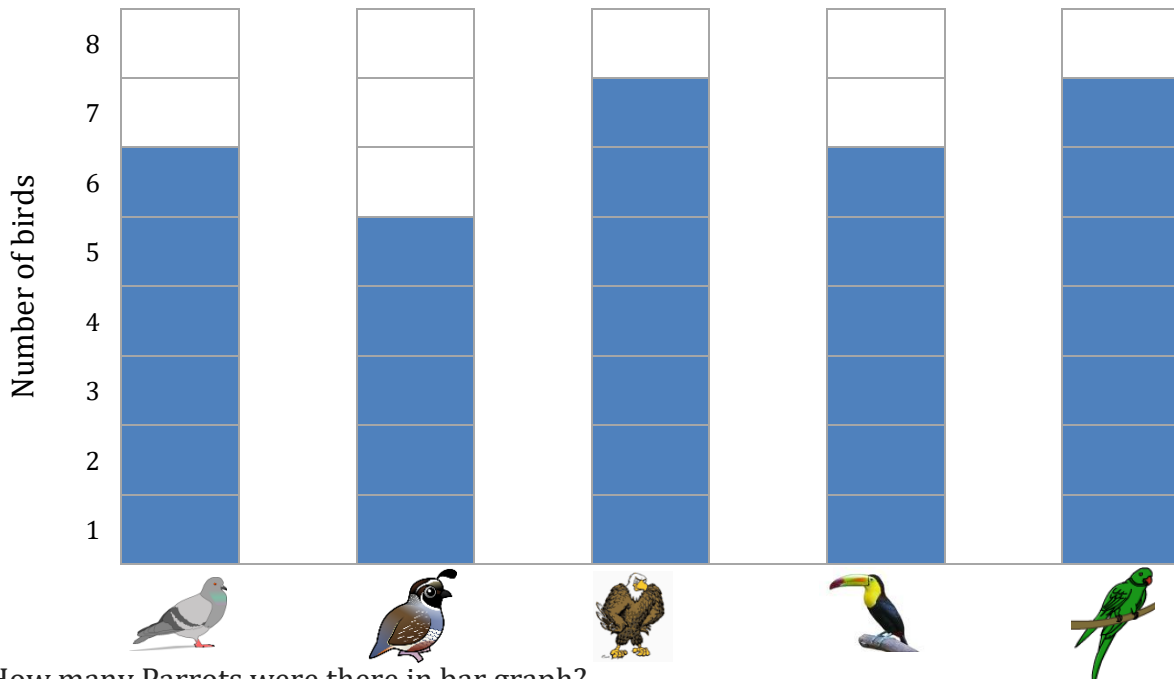

☐ Parrot
☐ Pigeon

# Bar Graph

Name: \_\_\_\_\_

Date: \_\_\_\_\_

Mr. Bunny counts his birds to create a bar graph. Answer the questions using bar graph.



- 1) How many Parrots were there in bar graph?
 

☐ 4  
☐ 3

☐ 6  
☒ 7
- 2) How many birds are represented in the bar graph?
 

☒ 31  
☐ 37

☐ 21  
☐ 29
- 3) Which bird counts to 5?
 

☐ Eagle  
☐ Parrot

☒ Quail  
☐ Pigeon