

Matching Bar graphs

Name: _____

Date: _____

Determine which bar graph best represents the information in the chart.

1)

Month	Medals Earned
January	10
February	20
March	5
April	15

2)

Month	Medals Earned
January	20
February	10
March	5
April	15

3)

Month	Medals Earned
January	5
February	15
March	20
April	10

4)

Month	Medals Earned
January	5
February	20
March	10
April	15

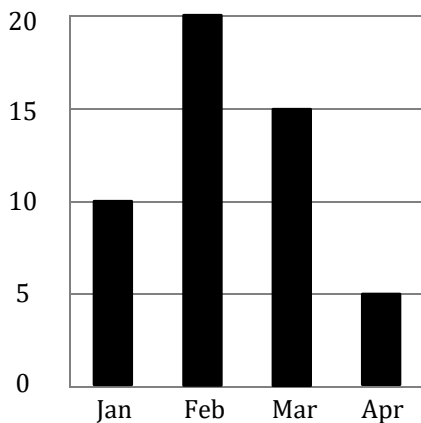
5)

Month	Medals Earned
January	15
February	20
March	5
April	10

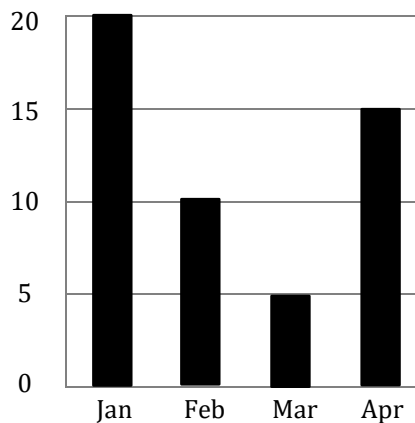
6)

Month	Medals Earned
January	10
February	20
March	15
April	5

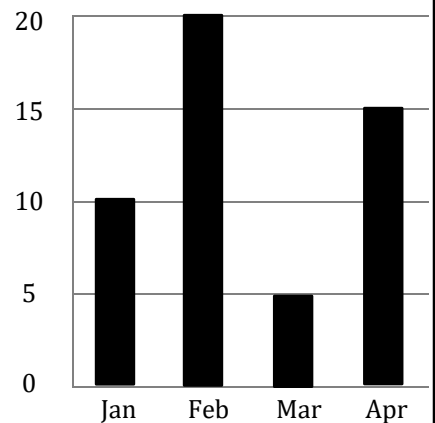
A)



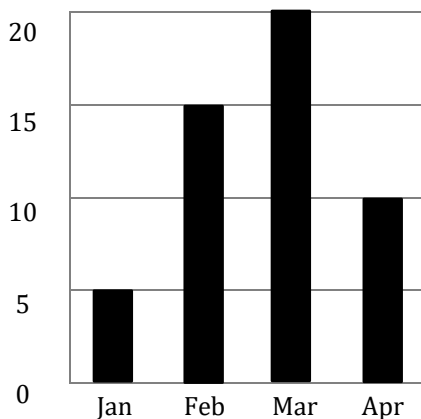
B)



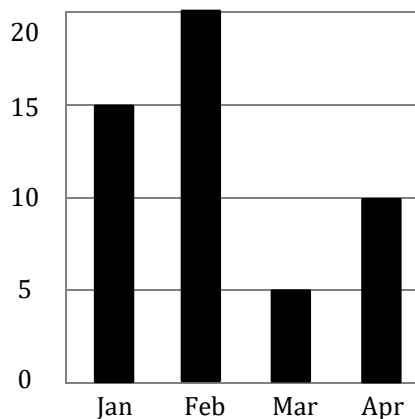
C)



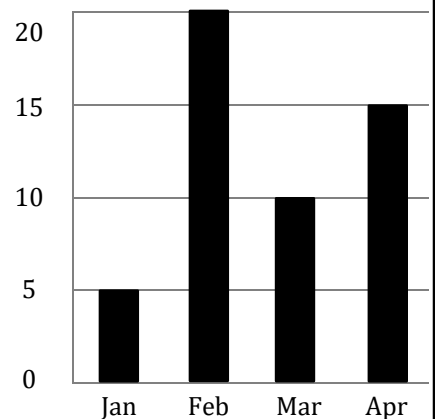
D)



E)



F)



Answers:

1) → _____

2) → _____

3) → _____

4) → _____

5) → _____

6) → _____

Matching Bar graphs

Name: _____

Date: _____

Determine which bar graph best represents the information in the chart.

1)

Month	Medals Earned
January	10
February	20
March	5
April	15

2)

Month	Medals Earned
January	20
February	10
March	5
April	15

3)

Month	Medals Earned
January	5
February	15
March	20
April	10

4)

Month	Medals Earned
January	5
February	20
March	10
April	15

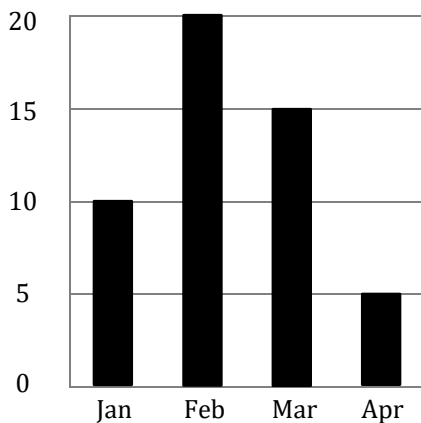
5)

Month	Medals Earned
January	15
February	20
March	5
April	10

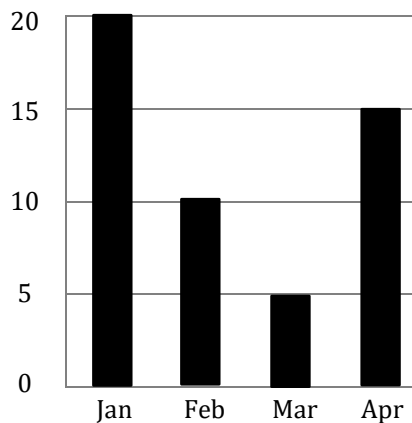
6)

Month	Medals Earned
January	10
February	20
March	15
April	5

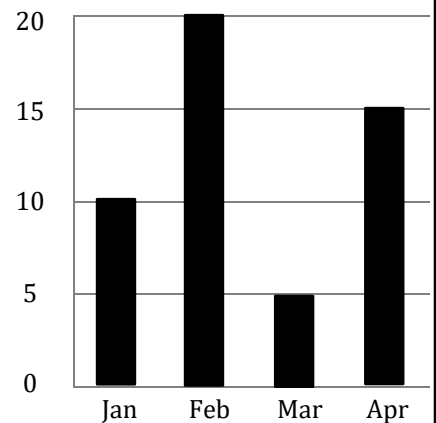
A)



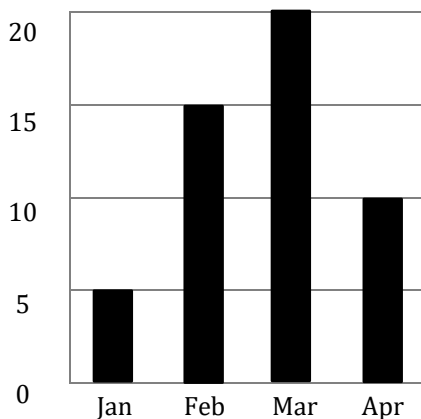
B)



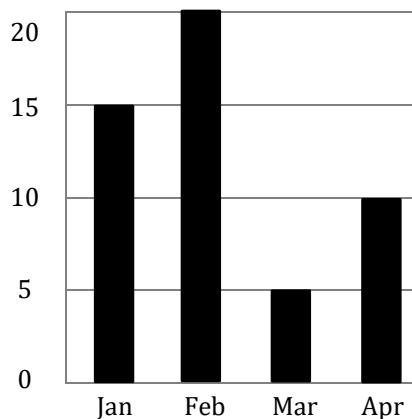
C)



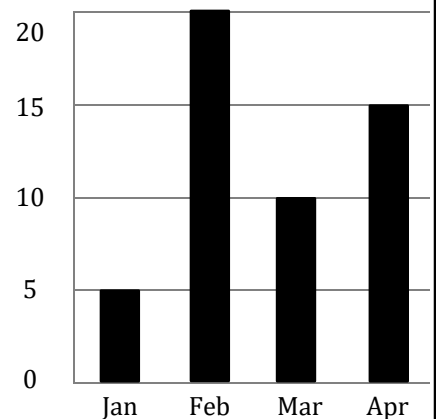
D)



E)



F)



Answers:

1) → C

2) → B

3) → D

4) → F

5) → E

6) → A