






Bar Graph

Name: _____

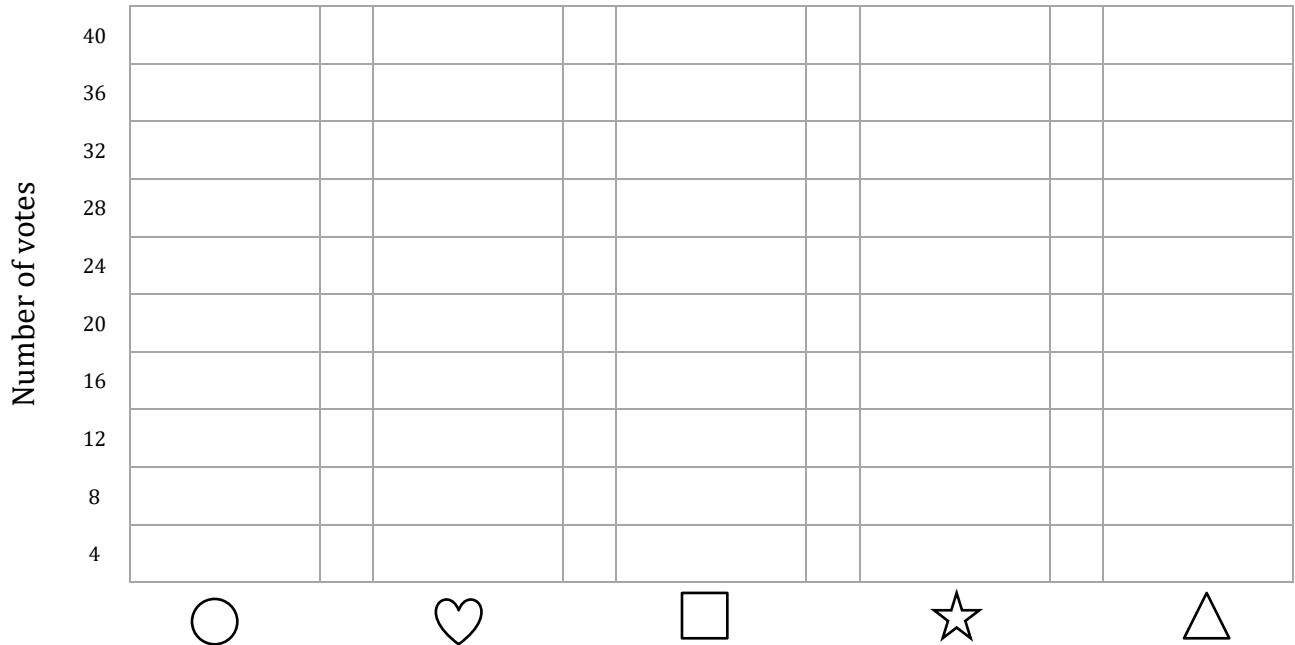
Date: _____

Use the tally chart below to color in the bar graph on shapes. Answer the questions using bar graph.

Tally Chart

Make a Graph



Answer the questions:

1) Which shape got the fewest votes?

2) How many voted for  ?

3)  Got more votes than  . Is it true or false?

4) How many votes did the  and  get?

Bar Graph

Name: _____

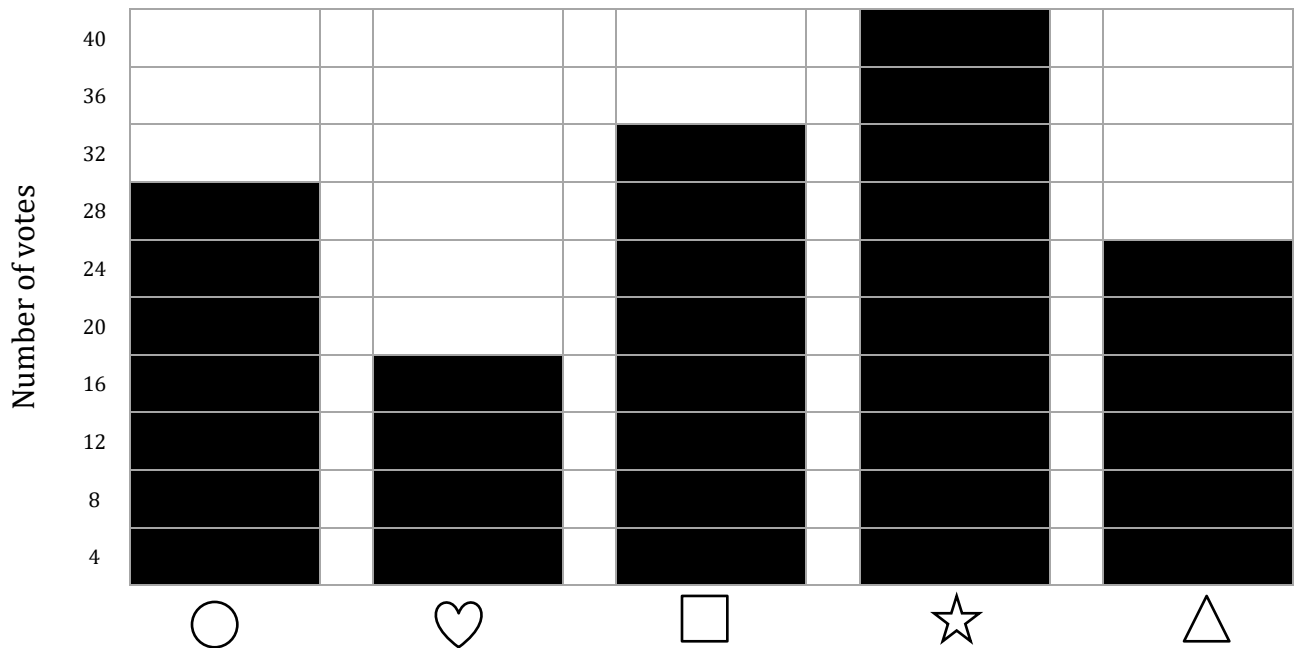
Date: _____

Use the tally chart below to color in the bar graph on shapes. Answer the questions using bar graph.

Tally Chart

○	♥	□	☆	△

Make a Graph



Answer the questions:

1) Which shape got the fewest votes?

♥

2) How many voted for ○?

28

3) □ Got more votes than ♥. Is it true or false?

True

4) How many votes did the ☆ and △ get?

64
