




Bar Graph

Name: _____


Date: _____

Counts the coins that pinky has to create a bar graph. Answer the questions using bar graph.

Tally Chart

				
/ / / /	/	/	/ / / /	/ / / /

Make a Graph



Answer the questions:

1) How much amount of Dimes did Pinky have (in cents)?

2) Did Pinky have more amount of Dime or quarter?

3) How many more pennies are there than nickels?

4) How much money does Pinky have?



Bar Graph

Name: _____

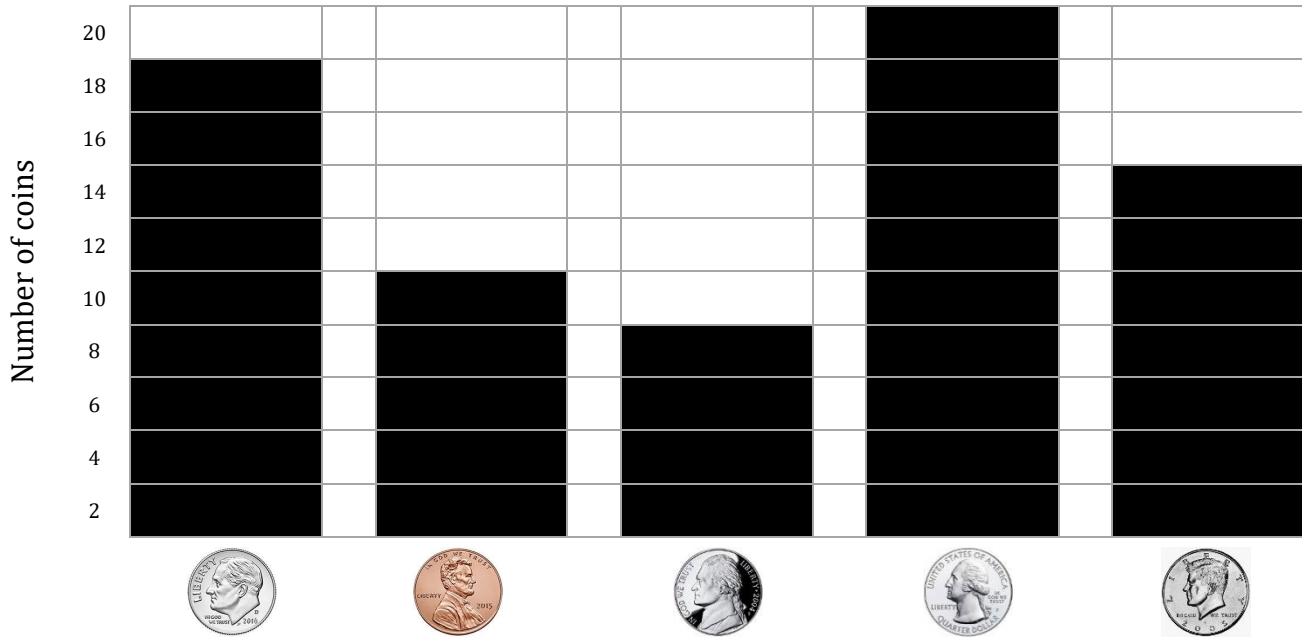
Date: _____

Counts the coins that pinky has to create a bar graph. Answer the questions using bar graph.

Tally Chart

				
/ / / /	/	/	/ / / /	/ / / /

Make a Graph



Answer the questions:

1) How much amount of Dimes did Pinky have (in cents)?

180 cents

2) Did Pinky have more amount of Dime or quarter?

Quarter

3) How many more pennies are there than nickels?

2

4) How much money does Pinky have?

1,430 cents