


Color, Count and Graph




Name: _____













Date: _____

Count how many of object in the box below. Color the graph using the hint.



Hint

-   **Red**
-   **Yellow**
-   **Green**
-   **Orange**
-   **Blue**


| | | | | | | | | |
|--|---|---|---|---|---|---|---|--|
|  |  |  |  |  |  |  |  | |
|  | | | | | | | | |
|  | | | | | | | | |
|  | | | | | | | | |
|  | | | | | | | | |

Color, Count and Graph











Name: _____

Date: _____

Count how many of object in the box below. Color the graph using the hint.



Hint

-   **Red**
-   **Yellow**
-   **Green**
-   **Orange**
-   **Blue**

