


Fruits Pictograph






Name: _____

Date: _____

A teacher asked all the students in his class about their favorite fruits. The pictures below show the favorite fruits of the students. Use the information to answer the questions.



1) Complete the Data table

2	4	5	3	5
				

2) How many students preferred Pineapples?

3 Students

3) How many more students preferred the Strawberries over Banana?

4) Which fruit did the students like the least?


5) How many fruits were there in all?

Fruits Pictograph






Name: _____

Date: _____

A teacher asked all the students in his class about their favorite fruits. The pictures below show the favorite fruits of the students. Use the information to answer the questions.



1) Complete the Data table

2	4	5	3	5
				

2) How many students preferred Pineapples?

3 Students

3) How many more students preferred the Strawberries over Banana?

1 Student

4) Which fruit did the students like the least?

Watermelon

5) How many fruits were there in all?

19 fruits
