


Fruits Pictograph






Name: _____

Date: _____

A teacher asked all the students in his class about their favorite fruits. The pictures below show the favorite fruits of the students. Use the information to answer the questions.



1) Complete the Data table

5	4	4	6	3
				

2) Which fruit did most students liked?

3) How many like Papaya?

4) How many students are there in total?


5) How many students like grapes over orange?

Fruits Pictograph






Name: _____

Date: _____

A teacher asked all the students in his class about their favorite fruits. The pictures below show the favorite fruits of the students. Use the information to answer the questions.



1) Complete the Data table

5	4	4	6	3
				

2) Which fruit did most students liked?

Cherry

3) How many like Papaya?

4 students

4) How many students are there in total?

22 students

5) How many students like grapes over orange?

1 student
