





Pictograph - Cookies





Name: _____

Date: _____

The Pictograph shows the number of cookies brought by the students. Use the graph to answer the questions.



| Cookies Collection | |
|--|--|
|  | |
|  | |
|  | |
|  | |

| | | | | | | | |
|---|--|--|--|--|--|--|--|
|  | | | | | | | |
|  | | | | | | | |
|  | | | | | | | |
|  | | | | | | | |

Hint



= 1 Cookie









Pictograph - Cookies






























Name: _____

Date: _____

The Pictograph shows the number of cookies brought by the students. Use the graph to answer the questions.



| Cookies Collection | |
|--|---|
|  |  |
|  |  |
|  |  |
|  |  |

| | | | | | | | |
|---|---|---|---|---|---|---|---|
|  |  |  |  |  |  | | |
|  |  |  |  |  |  |  |  |
|  |  |  |  |  |  |  |  |
|  |  |  |  |  |  |  | |

Hint



= 1 Cookie