

# Pictograph - Music

Name: \_\_\_\_\_

Date: \_\_\_\_\_

The teacher asked the students about their favorite music instrument. Use the tally chart to complete the graph.

Piano	
Harp	
Cello	
Banjo	
Drums	

Favorite music					
10					
9					
8					
7					
6					
5	♪				
4	♪				
3	♪				
2	♪				
1	♪				
	Piano	Harp	Cello	Banjo	Drums

Hint  
 = 1 student
















































# Pictograph - Music


Name: \_\_\_\_\_

Date: \_\_\_\_\_

The teacher asked the students about their favorite music instrument. Use the tally chart to complete the graph.

Piano	
Harp	
Cello	
Banjo	
Drums	

Favorite music					
10					
9					
8					
7					
6					
5					 
4					 
3				 	 
2				 	 
1				 	 
	Piano	Harp	Cello	Banjo	Drums

 Hint  
 = 1 student