




Pictograph - Vegetables

Name: _____

Date: _____


Cut out each vegetable and paste it on the graph above the same kind. Based on the graph, answer the questions.



- How many  are there?
- How many  and  are there?
- How many vegetables were there in all?
- Which has the most?
- Which vegetable is purple in color?

_____ 5 _____



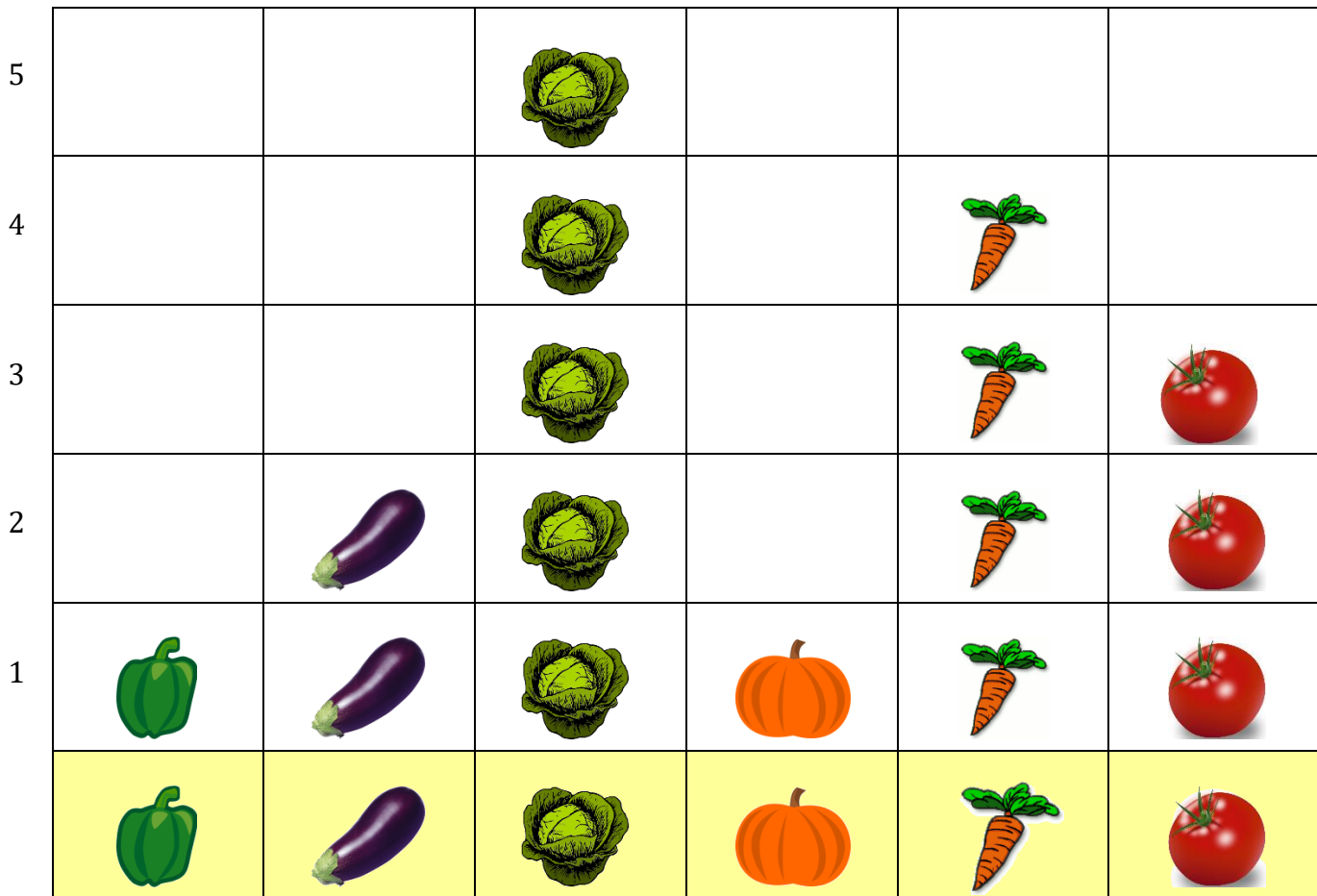



Pictograph - Vegetables



Name: _____

Date: _____




Cut out each vegetable and paste it on the graph above the same kind. Based on the graph, answer the questions.



- 1) How many  are there? 5

- 2) How many  and  are there? 8

- 3) How many vegetables were there in all? 16

- 4) Which has the most?




- 5) Which vegetable is purple in color? Eggplant
