





Tally Chart

Name: _____

Date: _____





Use the tally chart to answer the questions.

1) If there are 4 more cowboy hats, what is the total number of cowboy hats?

2) How many wore hard hat?

3) How many hats are there in total?

1) Which was the most sold drink?

2) How many more milk packets are sold than coffee?

3) Which one was least sold?

1) Which game is most liked by the students?

2) Which game did the students like more, beach ball or bowling ball?





3) How many more students liked basketball than soccer?

Tally Chart

Name: _____

Date: _____

Use the tally chart to answer the questions.

- 1) If there are 4 more cowboy hats, what is the total number of cowboy hats?





25

- 2) How many wore hard hat?

24

- 3) How many hats are there in total?

74

- 1) Which was the most sold drink?

Cool drink

- 2) How many more milk packets are sold than coffee?

1

- 3) Which one was least sold?

Juice

- 1) Which game is most liked by the students?

Beach ball

- 2) Which game did the students like more, beach ball or bowling ball?

Beach ball

- 3) How many more students liked basketball than soccer?

1