

# Tally Chart - Bakery Items




Name: \_\_\_\_\_


Date: \_\_\_\_\_

**Cut out each bakery item and paste it on the graph above the same kind. Based on the graph, make tally chart and answer the questions.**

5						
4						
3						
2						
1						
0						

- 1) How many types of bakery items are there?      4                  6                  5
- 2) How many more  than  ?  
\_\_\_\_\_
- 3) How many  are there?  
\_\_\_\_\_
- 4) How many bakery items were there in all?  
\_\_\_\_\_
- 5) Which item is less?  
\_\_\_\_\_







# Tally Chart - Bakery Items

Name: \_\_\_\_\_

Date: \_\_\_\_\_

**Cut out each bakery item and paste it on the graph above the same kind. Based on the graph, make tally chart and answer the questions.**



- 1) How many types of bakery items are there?      4      6      5
- 2) How many more  than  ?      1
- 3) How many  are there?      4
- 4) How many bakery items were there in all?      16
- 5) Which item is less?      Cake and Cupcake