


Tally Chart – Bakery Items









Name: _____


Date: _____

Cut out each bakery item and paste it on the graph above the same kind. Based on the graph, make tally chart and answer the questions.



- How many  are there? _____
- How many more  than ? _____
- How many  are there? _____
- Which has the most?   
- How many  are there? _____










Tally Chart – Bakery Items









Name: _____

Date: _____

Cut out each bakery item and paste it on the graph above the same kind. Based on the graph, make tally chart and answer the questions.



- How many  are there? 3
- How many more  than ? 2
- How many  are there? 4
- Which has the most?   
- How many  are there? Zero