







Tally Chart


Name: _____

Date: _____

Students counted how many of each type of birds they saw while going to school. Make the tally chart and write the number to answer the questions.



Types of birds	Tally marks	Numbers
 pigeon		
 penguin		
 quail		
 turkey		
 ostrich		



1) How many types birds are there?

2) How many turkeys and ostriches did students saw all together while going to the school?

3) How many fewer quails than penguin are there?

4) What is the scale on the graph count by?


5) Did more students saw pigeon or ostrich?






Tally Chart

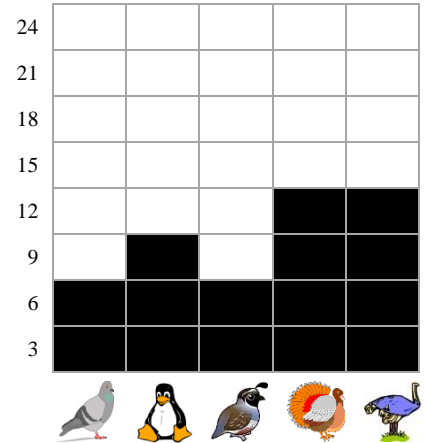
Name: _____

Date: _____

Students counted how many of each type of birds they saw while going to school. Make the tally chart and write the number to answer the questions.



Types of birds		Tally marks	Numbers
	pigeon		6
	penguin		9
	quail		6
	turkey		12
	ostrich		12



1) How many types birds are there?

5

2) How many turkeys and ostriches did students saw all together while going to the school?

24

3) How many fewer quails than penguin are there?

3

4) What is the scale on the graph count by?

3

5) Did more students saw pigeon or ostrich?

Ostrich