


Count, Tally and Graph

Name: _____

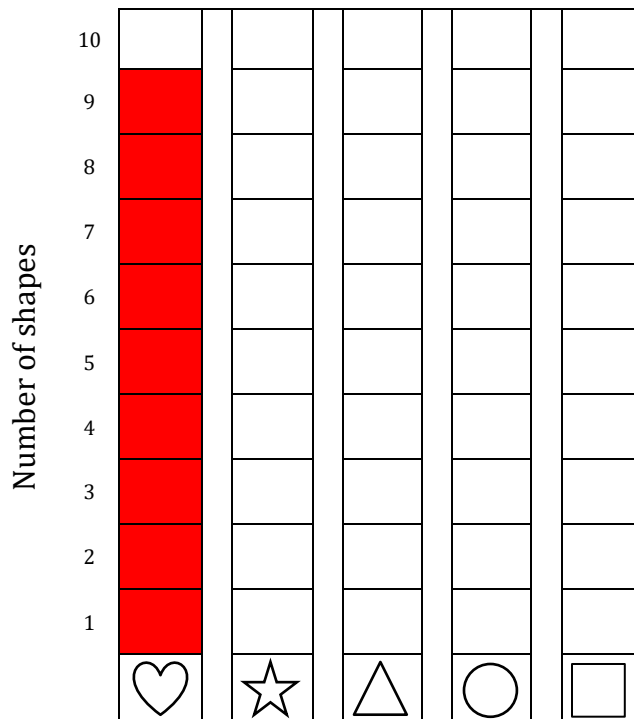
Date: _____

Count how many of shapes in the box below and fill the tally chart. Color the graph using the hint.



Hint	
	● Red
	● Yellow
	● Green
	● Orange
	● Blue

Shapes	Tally Chart
	




Count, Tally and Graph

Name: _____

Date: _____

Count how many of shapes in the box below and fill the tally chart. Color the graph using the hint.



Hint	
	● Red
	● Yellow
	● Green
	● Orange
	● Blue

Shapes	Tally Chart

