







Count, Tally and Graph






Name: _____

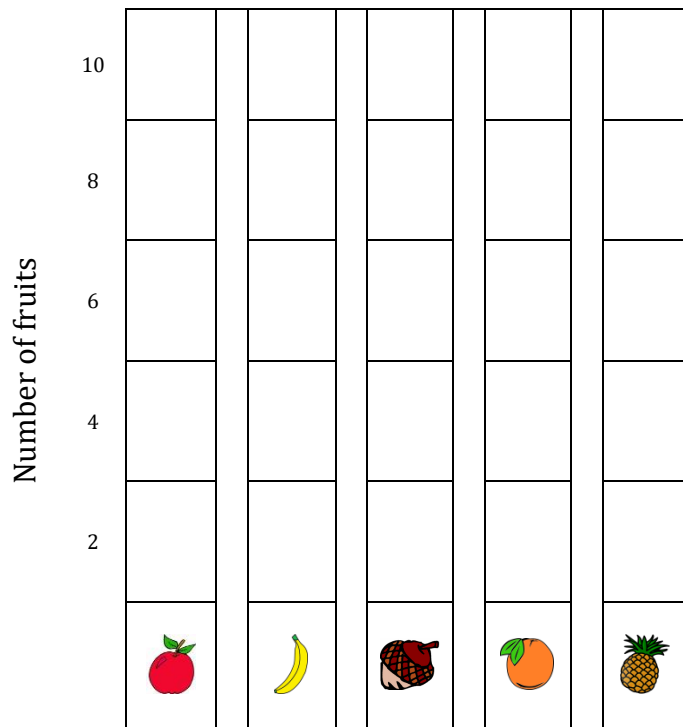
Date: _____

Count how many of fruits in the box below and fill the tally chart. Color the graph using the hint.



Hint	
	● Red
	● Yellow
	● Brown
	● Orange
	● Green

Fruits	Tally Chart
	
	
	
	
	




Count, Tally and Graph

Name: _____

Date: _____

Count how many of fruits in the box below and fill the tally chart. Color the graph using the hint.



Hint	
	● Red
	● Yellow
	● Brown
	● Orange
	● Green

Fruits	Tally Chart

