







Count, Tally and Graph






Name: _____

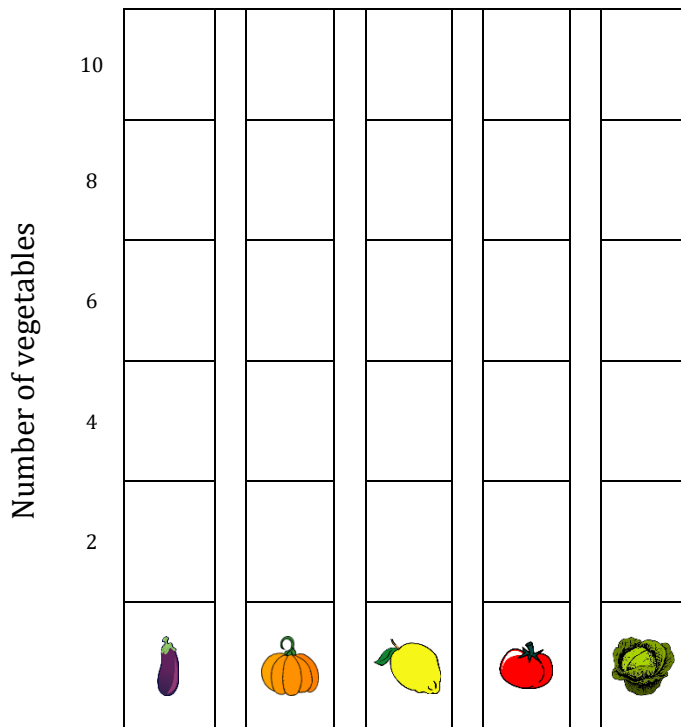
Date: _____

Count how many of vegetables in the box below and fill the tally chart. Color the graph using the hint.



Hint	
	● Violet
	● Orange
	● Yellow
	● Red
	● Green

Vegetables	Tally Chart
	
	
	
	
	









Count, Tally and Graph





Name: _____

Date: _____

Count how many of vegetables in the box below and fill the tally chart. Color the graph using the hint.



Hint	
	● Violet
	● Orange
	● Yellow
	● Red
	● Green

Vegetables	Tally Chart
	/
	/
	/
	/ /
