


# Count, Tally and Graph











Name: \_\_\_\_\_






Date: \_\_\_\_\_

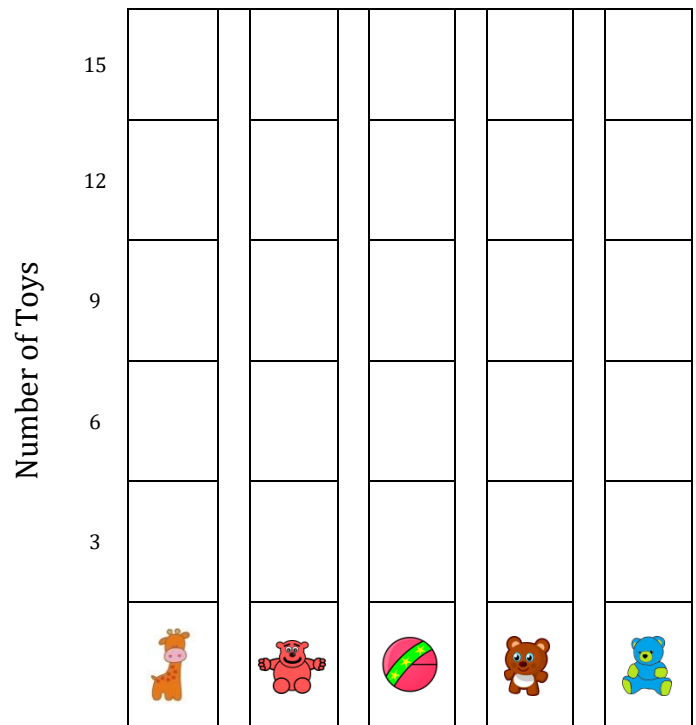
Count how many of toys in the box below and fill the tally chart. Color the graph using the hint.



## Hint

-   Orange
-   Red
-   Pink
-   Brown
-   Blue

Toys	Tally Chart
	
	
	
	
	




# Count, Tally and Graph











Name: \_\_\_\_\_

Date: \_\_\_\_\_

Count how many of toys in the box below and fill the tally chart. Color the graph using the hint.



## Hint

-   Orange
-   Red
-   Pink
-   Brown
-   Blue

Toys	Tally Chart
