


Count, Tally and Graph











Name: _____






Date: _____

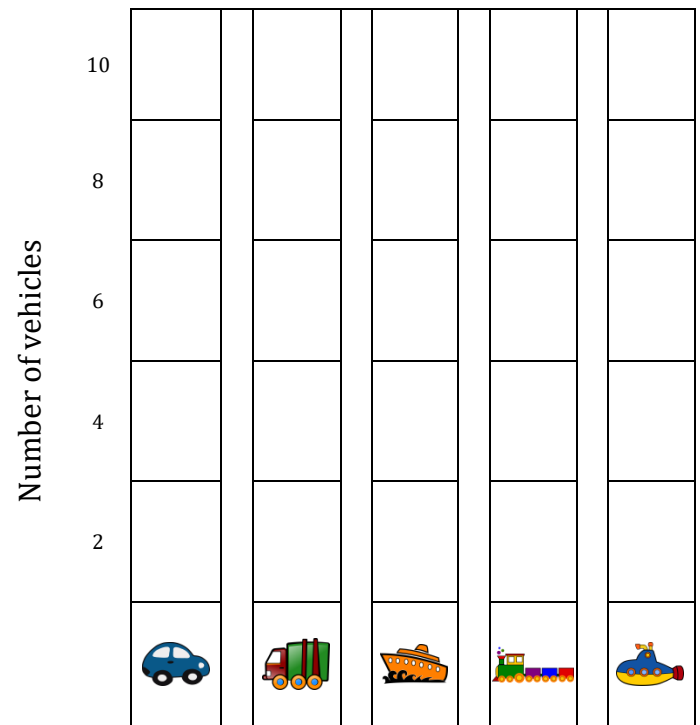
Count how many of vehicles in the box below and fill the tally chart. Color the graph using the hint.



Hint

-   Blue
-   Green
-   Orange
-   Red
-   Yellow

Vehicles	Tally Chart
	
	
	
	
	




Count, Tally and Graph











Name: _____

Date: _____

Count how many of vehicles in the box below and fill the tally chart. Color the graph using the hint.



Hint

-   Blue
-   Green
-   Orange
-   Red
-   Yellow

Vehicles	Tally Chart
