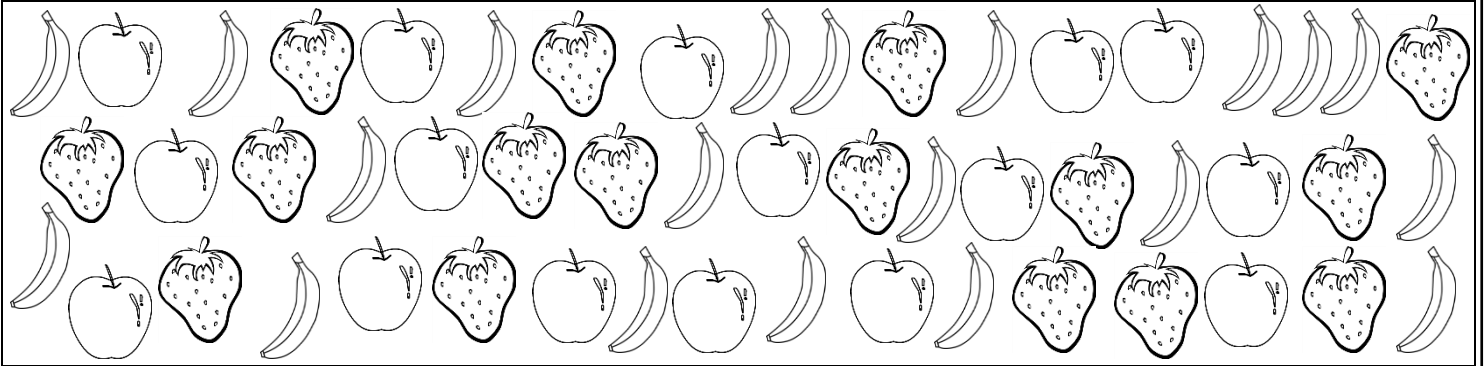





# Tally Chart


Name: \_\_\_\_\_

Date: \_\_\_\_\_

**Count the pictures to make the tally chart, complete the graph and write the answers using the tally chart.**



|   |   |   |
|---|---|---|
|  |  |  |
| /     /     /   | /     /     /     /   | /     /     /   |



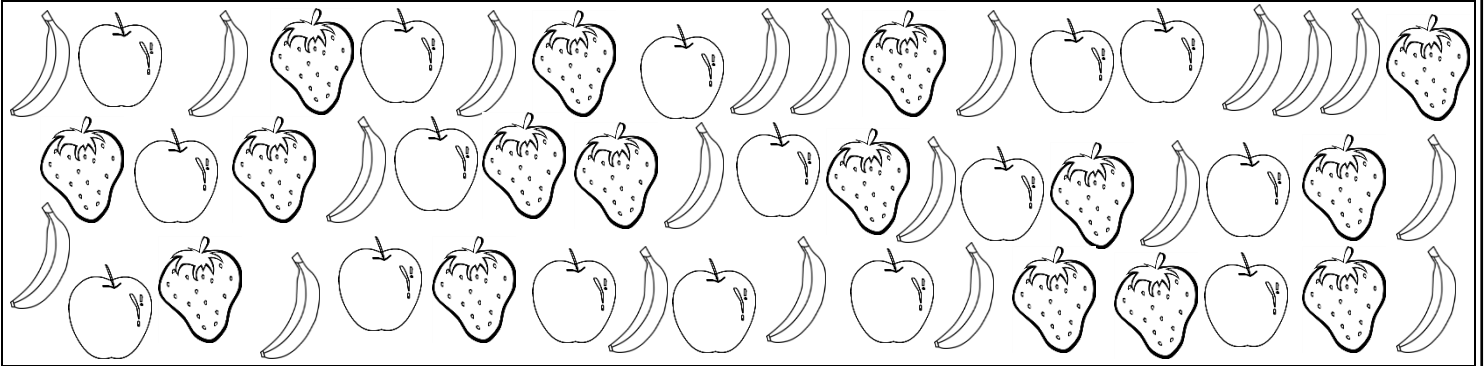
- 1) Which type of fruits were the least harvested?  
Apple and Strawberry
  
- 2) How many fruits do the former have in total?
  
- 3) How many more bananas were harvested than apples?
  
- 4) Which type of fruit was the most harvested?




# Tally Chart


Name: \_\_\_\_\_

Date: \_\_\_\_\_

**Count the pictures to make the tally chart, complete the graph and write the answers using the tally chart.**



|   |   |   |  |  |  |  |  |  |  |   |  |  |  |  |
|---|---|---|--|--|--|--|--|--|--|---|--|--|--|--|
|                  |  |  |  |  |  |  |  |  |  |   |  |  |  |  |
| <table style="border: none;"> <tr><td>    </td><td>    </td><td>    </td><td> </td></tr> </table> |   |   |  |  | <table style="border: none;"> <tr><td>    </td><td>    </td><td>    </td><td>    </td></tr> </table> |  |  |  |  | <table style="border: none;"> <tr><td>    </td><td>    </td><td>    </td><td> </td></tr> </table> |  |  |  |  |
|   |   |   |  |  |  |  |  |  |  |   |  |  |  |  |
|   |   |   |  |  |  |  |  |  |  |   |  |  |  |  |
|   |   |   |  |  |  |  |  |  |  |   |  |  |  |  |



- 1) Which type of fruits were the least harvested?  
Apple and Strawberry
- 2) How many fruits do the former have in total?  
52
- 3) How many more bananas were harvested than apples?  
4
- 4) Which type of fruit was the most harvested?  
Banana