





Tally Chart

Name: _____

Date: _____

Count the pictures to make the tally chart, complete the graph and write the answers using the tally chart.



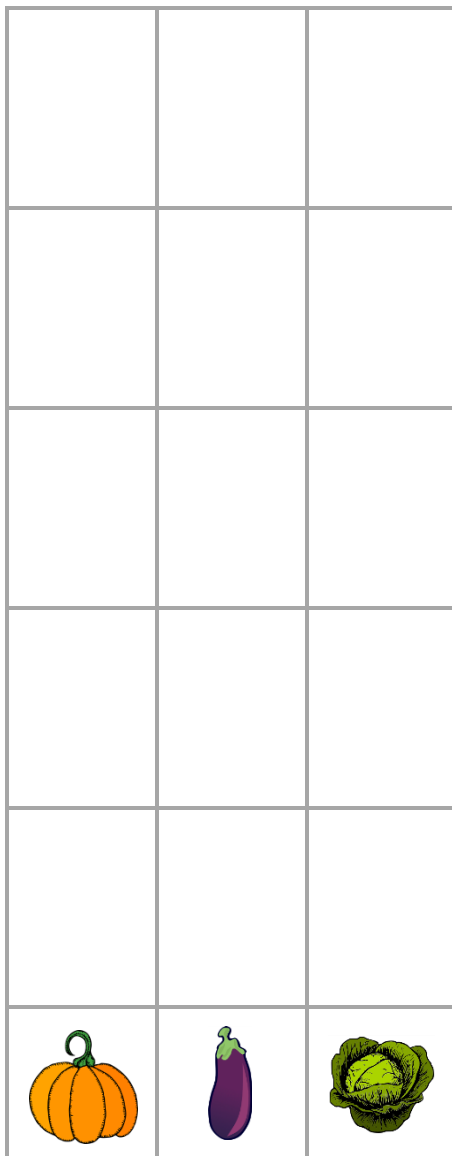
15

12

9

6

3



1) List all the vegetable names shown above.

2) How many more cabbages will Tom need to bring to equal to 66?

3) Which types of vegetables are not least brought by Tom?


4) Find total number of vegetables brought by Tom?




Tally Chart

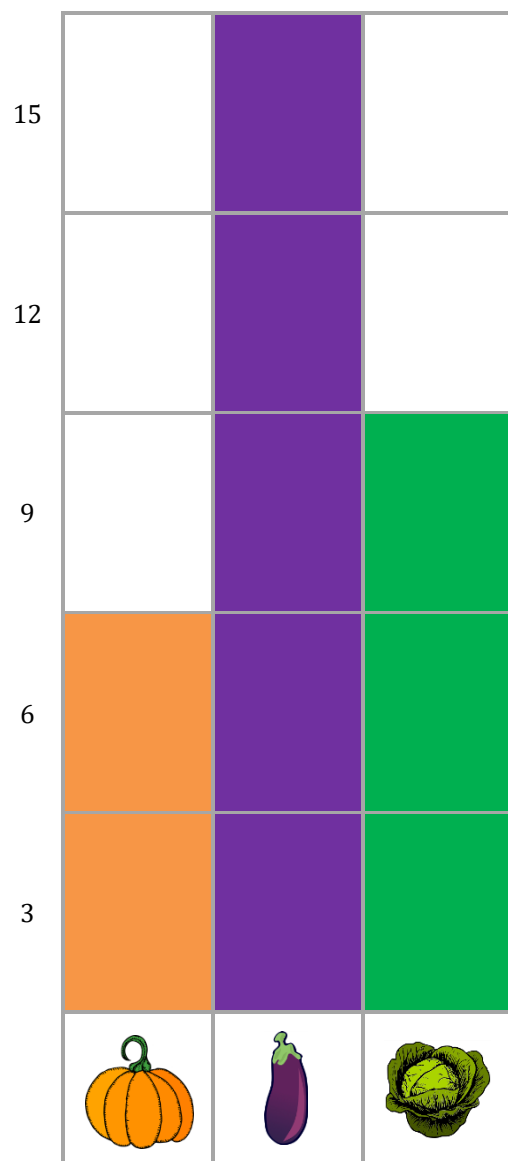
Name: _____

Date: _____

Count the pictures to make the tally chart, complete the graph and write the answers using the tally chart.





1) List all the vegetable names shown above.

Pumpkin, Eggplant and Cabbage

2) How many more cabbages will Tom need to bring to equal to 66?

57

3) Which types of vegetables are not least brought by Tom?

Eggplant and Cabbage

4) Find total number of vegetables brought by Tom?

30