











# Drinks Tally Chart

Name: \_\_\_\_\_

Date: \_\_\_\_\_

**Emily graphed the drink sales in the table. Use the table to complete the tally chart and answer the questions.**

Soup	Cool Drinks	Juice	Milk	Water
				
<b>20</b>	<b>18</b>	<b>12</b>	<b>10</b>	<b>15</b>

Drinks	Tally Chart
	
	
	
	
	






- 1) Do they sale more soup or water? \_\_\_\_\_
- 2) How many cool drinks are sold? \_\_\_\_\_
- 3) How many total drinks are sold? \_\_\_\_\_
- 4) How many more cool drinks are sold than juice? \_\_\_\_\_






# Drinks Tally Chart

Name: \_\_\_\_\_

Date: \_\_\_\_\_

**Emily graphed the drink sales in the table. Use the table to complete the tally chart and answer the questions.**

Soup	Cool Drinks	Juice	Milk	Water
				
<b>20</b>	<b>18</b>	<b>12</b>	<b>10</b>	<b>15</b>

Drinks	Tally Chart
	/      /      /
	/      /      /
	/      /
	/
	/      /

- |   |      |
|---|------|
| 1) Do they sale more soup or water?               | Soup |
| 2) How many cool drinks are sold?                 | 18   |
| 3) How many total drinks are sold?                | 75   |
| 4) How many more cool drinks are sold than juice? | 6    |