






# Tally Chart


Name: \_\_\_\_\_

Date: \_\_\_\_\_

**A shopkeeper asked people at the bakery which food items they liked. Make the tally chart and write the number to answer the questions.**



Types of items	Tally marks	Numbers
 pizza		
 cake		
 burger		
 French fries		
 sandwich		



- 1) How many people liked French fries?  
\_\_\_\_\_
- 2) How many more people liked sandwich than burger?  
\_\_\_\_\_
- 3) Which three bakery items are equally liked?  
\_\_\_\_\_
- 4) Which bakery item is least liked by people?  
\_\_\_\_\_
- 5) Did more people like cake or French fries?  
\_\_\_\_\_

# Tally Chart


Name: \_\_\_\_\_

Date: \_\_\_\_\_

**A shopkeeper asked people at the bakery which food items they liked. Make the tally chart and write the number to answer the questions.**



Types of items	Tally marks	Numbers
pizza		8
cake		8
burger		7
French fries		6
sandwich		8



- 1) How many people liked French fries?  
6
  
- 2) How many more people liked sandwich than burger?  
1
  
- 3) Which three bakery items are equally liked?  
Pizza, Cake and Sandwich
  
- 4) Which bakery item is least liked by people?  
French fries
  
- 5) Did more people like cake or French fries?  
Cake