









Fruits Tally Chart

Name: _____

Date: _____

The table below shows the number of fruits sold by Emily. Use tally chart to represent her data and answer the questions.

Apple	Strawberry	Mango	Orange	Pineapple
				
9	30	31	27	18

Fruits	Tally Chart
	
	
	
	
	






- 1) How many strawberries are sold? _____
- 2) Did she sell more mangoes or pineapples? _____
- 3) How many fewer pineapples than apples were sold? _____
- 4) Which is the least sold fruit? _____






Fruits Tally Chart

Name: _____

Date: _____

The table below shows the number of fruits sold by Emily. Use tally chart to represent her data and answer the questions.

Apple	Strawberry	Mango	Orange	Pineapple
				
9	30	31	27	18

Fruits	Tally Chart
	/
	/ / / / / /
	/ / / / / /
	/ / / / /
	/ / /

- 1) How many strawberries are sold? _____ 30 _____
- 2) Did she sell more mangoes or pineapples? _____ Mangoes _____
- 3) How many fewer pineapples than apples were sold? _____ 9 _____
- 4) Which is the least sold fruit? _____ Apple _____