



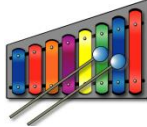






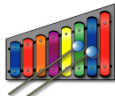
Musical Instruments Tally Chart

Name: _____

Date: _____

A School took a survey among the students on their favorite musical instrument and recorded the data. Use tally chart to represent the data and answer the questions.

Drum	Banjo	Piano	Guitar	Xylophone
				
50	20	70	40	60

Music	Tally Chart
	
	
	
	
	






- Do they have more drums or guitars? _____
- Which musical instrument is exactly liked by 60 students? _____
- How many more xylophone than banjo? _____
- What is the difference between piano and banjo? _____

Musical Instruments Tally Chart

Name: _____

Date:_____

A School took a survey among the students on their favorite musical instrument and recorded the data. Use tally chart to represent the data and answer the questions.

Drum	Banjo	Piano	Guitar	Xylophone
				
50	20	70	40	60

[illegible]

- 1) Do they have more drums or guitars?

Drums

- 2) Which musical instrument is exactly liked by 60 students?

Xylophone

- 3) How many more xylophone than banjo?

40

- 4) What is the difference between piano and banjo?

50