







Tally Chart - Vegetables





Name: _____

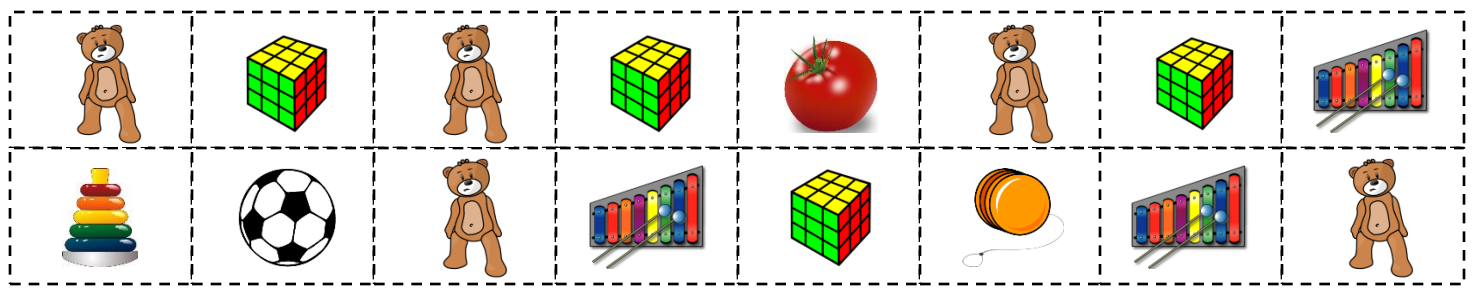
Date: _____

Cut out each toy and paste it on the graph above the same kind. Based on the graph, make tally chart and answer the questions.

5						
4						
3						
2						
1						
0						

- How many  are there? _____
- How many  and  are there in all? _____
- How many toys were there in all? 12 10 16
- How many  are there? 2 1 3
- Which toy has more colors? _____




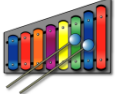


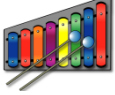


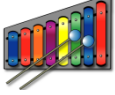




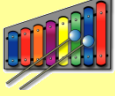










Tally Chart - Vegetables





Name: _____

Date: _____

Cut out each toy and paste it on the graph above the same kind. Based on the graph, make tally chart and answer the questions.

5						
4						
3						
2						
1						
0						

					
					/

- 1) How many  are there? 1
- 2) How many  and  are there in all? 6
- 3) How many toys were there in all? 12 10 16
- 4) How many  are there? 2 1 3
- 5) Which toy has more colors? Xylophone