








Tally Chart - Vegetables







Name: _____


Date: _____

Cut out each vegetable and paste it on the graph above the same kind. Based on the graph, make tally chart and answer the questions.



- 1) How many  are there? _____
- 2) How many  and  are there? _____
- 3) How many vegetables were there in all? _____
- 4) Which has the most?   
- 5) Which vegetable is purple in color? _____










Tally Chart - Vegetables







Name: _____

Date: _____

Cut out each vegetable and paste it on the graph above the same kind. Based on the graph, make tally chart and answer the questions.



- 1) How many  are there? 5
- 2) How many  and  are there? 8
- 3) How many vegetables were there in all? 16
- 4) Which has the most?



- 5) Which vegetable is purple in color? Eggplant