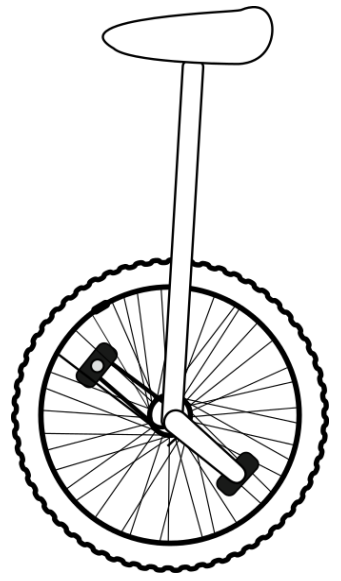


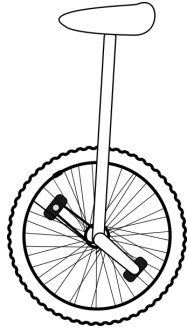



Name: _____

Date: _____

Estimate

Estimate the height of the unicycles and measure the actual value with a ruler.



Estimate:	
-----------	--

Estimate:	
-----------	--

Estimate:	
-----------	--

Estimate:	
-----------	--

Estimate:	
-----------	--

Actual:	
---------	--

Actual:	
---------	--


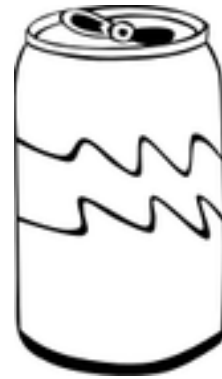
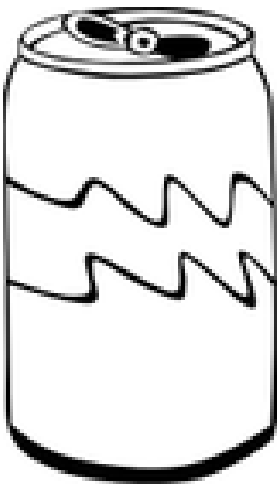
Actual:	
---------	--

Actual:	
---------	--

Actual:	
---------	--

Shortest to tallest order. _____

Estimate the height of the tins and measure the actual value with a ruler.



Estimate:	
-----------	--

Estimate:	
-----------	--

Estimate:	
-----------	--

Estimate:	
-----------	--

Estimate:	
-----------	--

Actual:	
---------	--

Actual:	
---------	--

Actual:	
---------	--

Actual:	
---------	--

Actual:	
---------	--

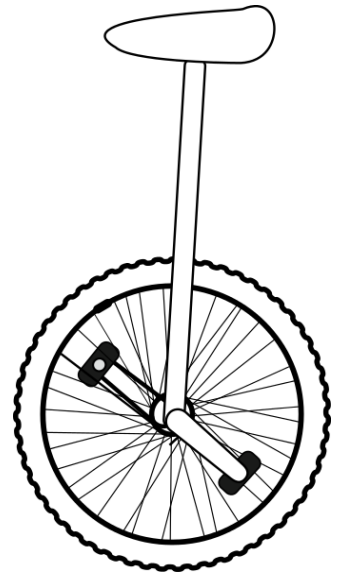




Shortest to tallest order. _____

Name: _____

Date: _____

Estimate

Estimate the height of the unicycles and measure the actual value with a ruler.



Estimate:	7 cm
-----------	------

Estimate:	5 cm
-----------	------

Estimate:	2.7 cm
-----------	--------

Estimate:	6.5 cm
-----------	--------

Estimate:	8 cm
-----------	------

Actual:	7 cm
---------	------

Actual:	4.3 cm
---------	--------


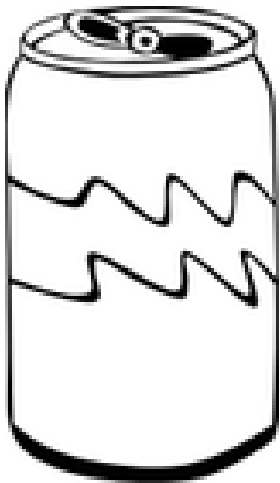
Actual:	3.6 cm
---------	--------

Actual:	6.2 cm
---------	--------

Actual:	7.5 cm
---------	--------

Shortest to tallest order. 3.6, 4.3, 6.2, 7, 7.5

Estimate the height of the tins and measure the actual value with a ruler.



Estimate:	7 cm
-----------	------

Estimate:	3 cm
-----------	------

Estimate:	5 cm
-----------	------

Estimate:	6 cm
-----------	------

Estimate:	1.5 cm
-----------	--------

Actual:	6.3 cm
---------	--------

Actual:	3.6 cm
---------	--------

Actual:	4.4 cm
---------	--------

Actual:	4.9 cm
---------	--------

Actual:	2 cm
---------	------

Shortest to tallest order. 2, 3.6, 4.4, 4.9, 6.3