

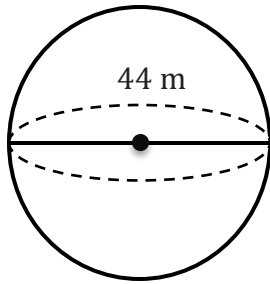
Surface Area of a Sphere

Name: _____

Date: _____

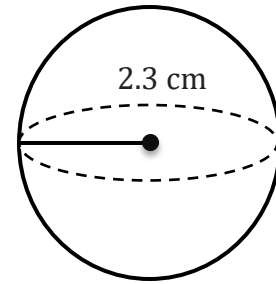
To find the surface area of a sphere ($A = 4\pi r^2$).

1)



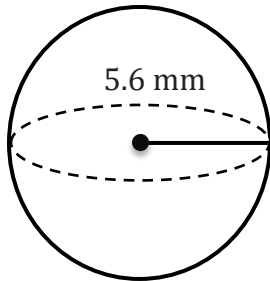
A=

2)



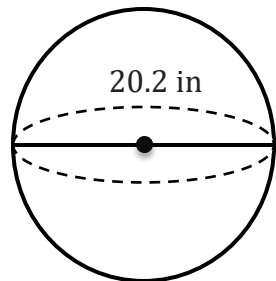
A=

3)



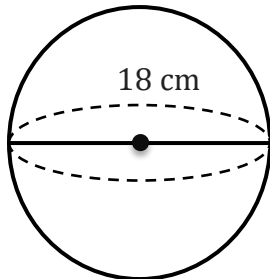
A=

4)



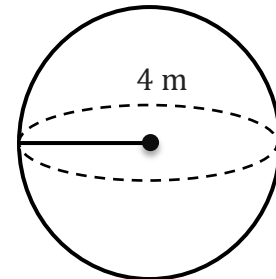
A=

5)



A=

6)



A=

7) Calculate the surface area of a sphere if the radius is 4.9 in.

8) If the diameter of a cylinder is 16 cm then find the surface area of a sphere?

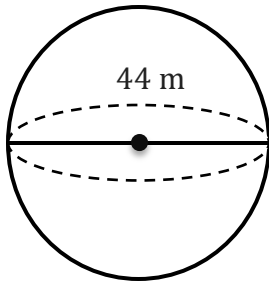
Surface Area of a Sphere

Name: _____

Date: _____

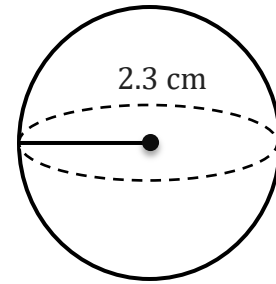
To find the surface area of a sphere ($A = 4\pi r^2$).

1)



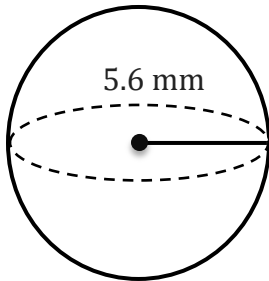
$$A = 6082.12 \text{ m}^2$$

2)



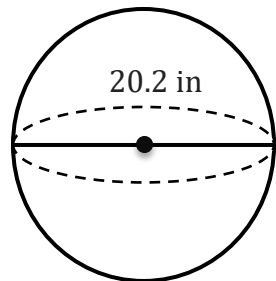
$$A = 66.48 \text{ cm}^2$$

3)



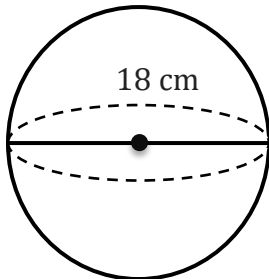
$$A = 394.08 \text{ mm}^2$$

4)



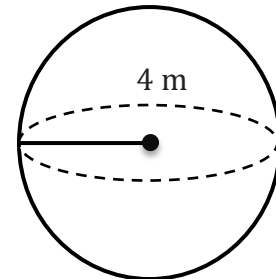
$$A = 1281.9 \text{ in}^2$$

5)



$$A = 1017.88 \text{ cm}^2$$

6)



$$A = 201.06 \text{ m}^2$$

7) Calculate the surface area of a sphere if the radius is 4.9 in.

$$301.72 \text{ in}^2$$

8) If the diameter of a cylinder is 16 cm then find the surface area of a sphere?

$$804.25 \text{ cm}^2$$
