

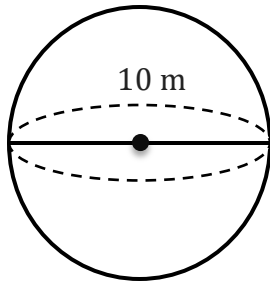
Surface Area of a Sphere

Name: _____

Date: _____

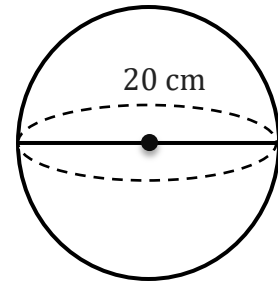
To find the surface area of a sphere ($A = 4\pi r^2$).

1)



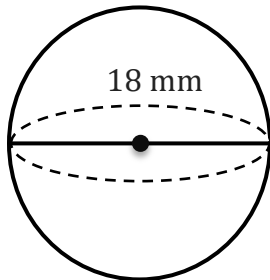
A=

2)



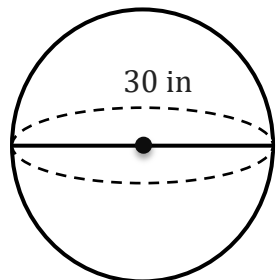
A=

3)



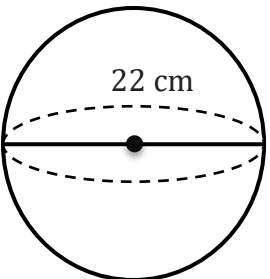
A=

4)



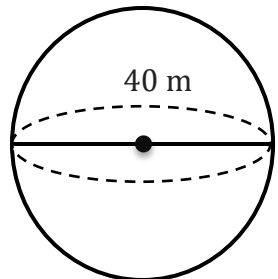
A=

5)



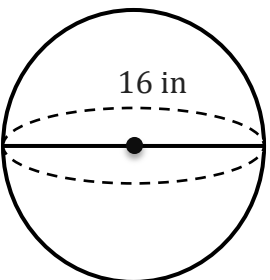
A=

6)



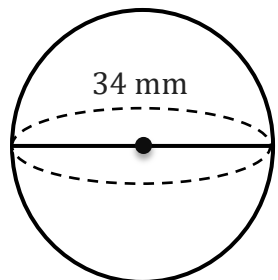
A=

7)



A=

8)



A=

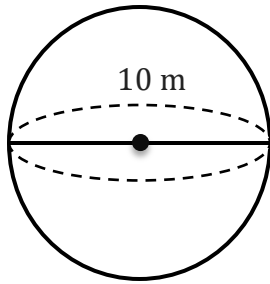
Surface Area of a Sphere

Name: _____

Date: _____

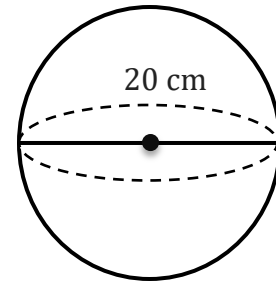
To find the surface area of a sphere ($A = 4\pi r^2$).

1)



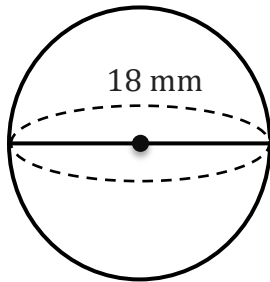
$$A = 314.16 \text{ m}^2$$

2)



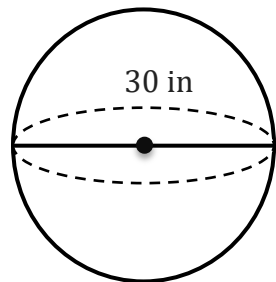
$$A = 1256.64 \text{ cm}^2$$

3)



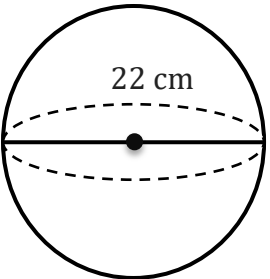
$$A = 1017.88 \text{ mm}^2$$

4)



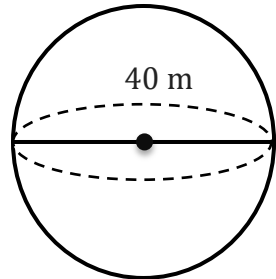
$$A = 2827.43 \text{ in}^2$$

5)



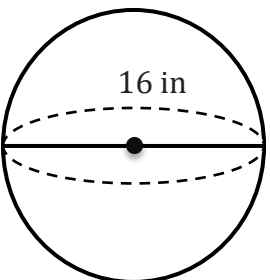
$$A = 1520.53 \text{ cm}^2$$

6)



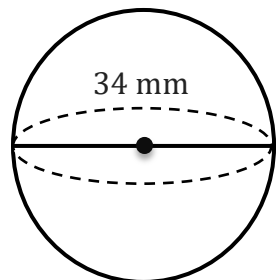
$$A = 5026.55 \text{ m}^2$$

7)



$$A = 804.25 \text{ in}^2$$

8)



$$A = 3631.68 \text{ mm}^2$$