

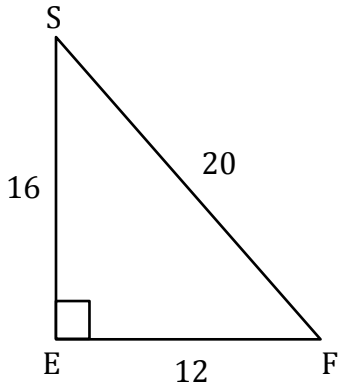
# Inverse Sine Ratios

Name: \_\_\_\_\_

Date: \_\_\_\_\_

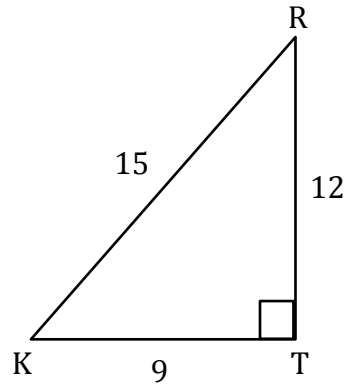
Find the angle to the nearest degree.

1)  $m\angle S$



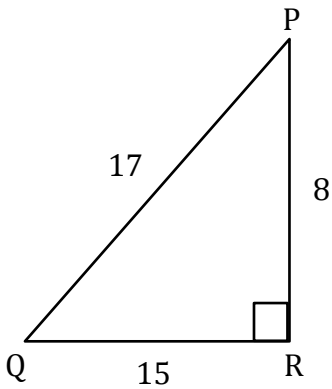
$$m\angle S = \underline{37^\circ}$$

2)  $m\angle K$



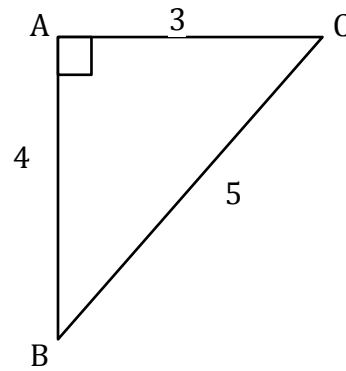
$$m\angle K = \underline{\hspace{2cm}}$$

3)  $m\angle P$



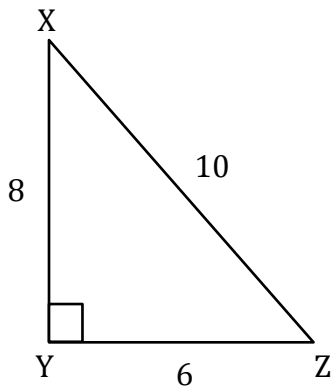
$$m\angle P = \underline{\hspace{2cm}}$$

4)  $m\angle C$



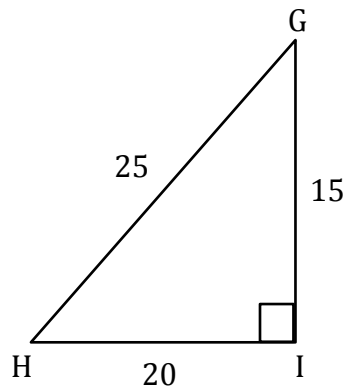
$$m\angle C = \underline{\hspace{2cm}}$$

5)  $m\angle X$



$$m\angle X = \underline{\hspace{2cm}}$$

6)  $m\angle H$



$$m\angle H = \underline{\hspace{2cm}}$$

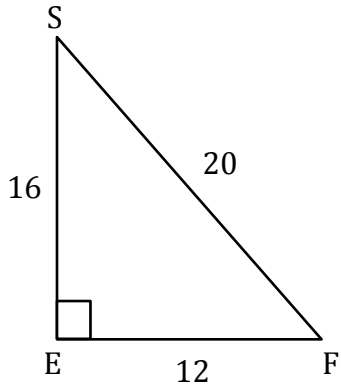
# Inverse Sine Ratios

Name: \_\_\_\_\_

Date: \_\_\_\_\_

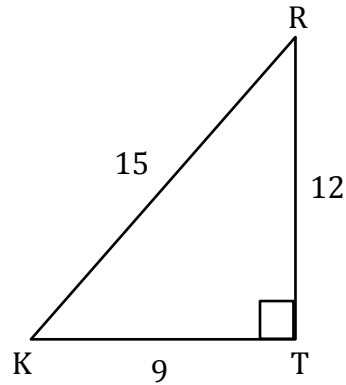
Find the angle to the nearest degree.

1)  $m\angle S$



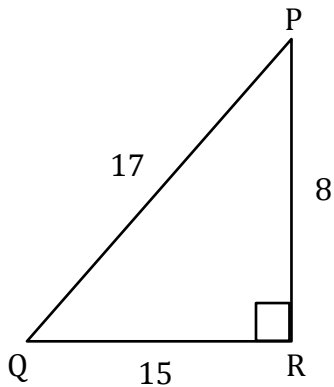
$$m\angle S = \underline{37^\circ}$$

2)  $m\angle K$



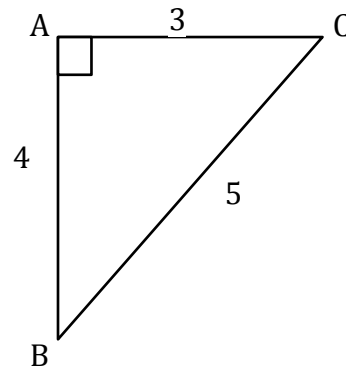
$$m\angle K = \underline{53^\circ}$$

3)  $m\angle P$



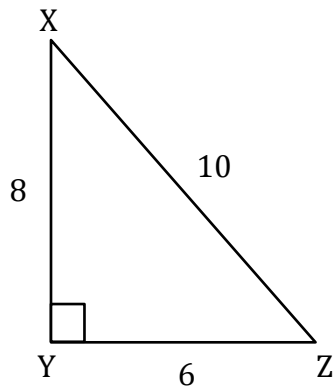
$$m\angle P = \underline{62^\circ}$$

4)  $m\angle C$



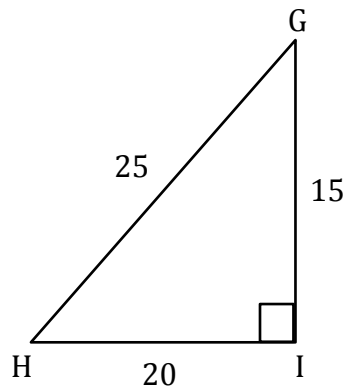
$$m\angle C = \underline{53^\circ}$$

5)  $m\angle X$



$$m\angle X = \underline{37^\circ}$$

6)  $m\angle H$



$$m\angle H = \underline{37^\circ}$$