







Name: _____

Date: _____

Measuring weight

Write answers in lb

| | | | | | |
|---|---|---|--|---|---|
| 1.  | 2.  | 3.  | 4.  | 5.  | 6.  |
| 16 lb | 44 lb | 80 lb | 50 lb | 400 lb | 20 lb |







| | | | |
|---|---|---|--|
|  | + |  | |
|  | + |  | |
|  | + |  | |
|  | + |  | |
|  | + |  | |
|  | + |  | |

Name: _____

Date: _____

Measuring weight

Write answers in lb

| | | | | | |
|---|---|---|--|---|---|
| 1.  | 2.  | 3.  | 4.  | 5.  | 6.  |
| 16 lb | 44 lb | 80 lb | 50 lb | 400 lb | 20 lb |

| | | | |
|---|---|---|-------------------------|
|  | + |  | 50 lb + 50 lb = 100 lb |
|  | + |  | 400 lb + 20 lb = 420 lb |
|  | + |  | 80 lb + 400 lb = 480 lb |
|  | + |  | 16 lb + 44 lb = 60 lb |
|  | + |  | 50 lb + 80 lb = 130 lb |
|  | + |  | 20 lb + 16 lb = 36 lb |